

## FCWS Series

### Adjustable yoke mount architectural flood wall washer



**Wall sconce**  
Shown with  
ballast box  
Option (BB)

corporate  
t 800 900 1730  
f 630 889 8106  
3609 Swenson Ave  
St. Charles, IL 60174

## Catalog Number

Series	Voltage	Wattage		Ballast*	Finish	Accessories
FCWS9007	120V	<u>FCWS9007</u>				BB Ballast box( yoke mount as shown)
FCWS9008	277V	50MH 125MH 70MH 150MH	2-26Q 2-32T	100 A19 100Q T3 R7S 150 A21 150Q T3 R7S	BA Brushed aluminum	CS Cut-off shield
FCWS9009		100MH	42T	300Q T4 R7S	BK Black WH White CC Custom color	F Fuse LRI Long range igniter LVR Louver Q Quartz restrike (▶HID integral ballast only)
		<u>FCWS9008</u>				PCL Polycarbonate lens (PL only)
		175MH 350MH 250MH 400MH 320MH 1000MH	2-4 39BX 2-4 57T 2-4 55BX 2-4 70T	2-300 T4 R7S 2-500 T2.5 R7S 1000 T3 R7S		PERF Perforated housing RMT Remote ballast tray
		<u>FCWS9009 ONLY</u>				
		2-250MH T15 2-400MH T15 1000MH BT37	2-4 57T 2-4 50BX 2-4 70T 2-4 80BX	1000 T3 R7S 1500 T3 R7S		

**HID ballasts remote mount** (may require long range igniter)  
▶not available with 277V electronic ballast

## Product Information

**Listing:** UL listed for damp locations.

**Housing:** Corrosion resistant heavy 18 gauge cold rolled steel. Rolled and die-formed with seams welded for solid construction. Optional perforated housing available.

**Gasket:** Neoprene continuous closed cell gasket to seal out contaminants.

**Fasteners:** Captive stainless steel, tamper resistant, hex socket screws.

**Diffuser:** Lens is 1/8" thick, tempered prismatic, heat resistant, standard.

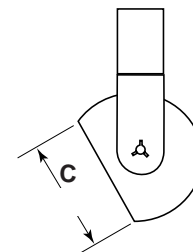
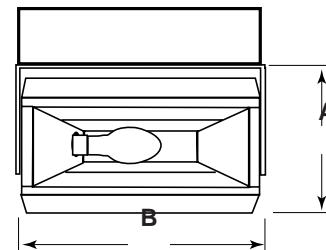
**Reflector:** Asymmetric forward throw reflector is semi-specular aluminum formed for maximum reflectance.

**Socket: PL:** Four pin plug-in type compact fluorescent lamp holder, assures precise optical alignment. **INC (120V only):** RSC7 T3 socket, porcelain. (Lamps by others) **HID:** Medium base pulse rated 4KV porcelain socket. Nickel plated shell, spring loaded contact and double silicone jacket wire with a 200°C rating. Mogul base standard for 250W - 1000W.

**Ballast: PL:** Fluorescent high power factor electronic, UL listed ballast standard. **HID:** Ballasts are remote mounted. Thermally protected, HPF with dual tap for 120V or 277V operation. Optional ballast box installed onto yoke. See details in accessory page.

**Finish:** Five stage preparation process that includes ion phosphate and TGIC super polyester powder-coat as standard. Optional E-coat process added to standard finish including zinc phosphate

**Mounting:** Standard fixtures come with die formed 16 gauge cold rolled steel yoke that can be mounted to pillars, walls and other horizontal surfaces. Consult factory for pendant mount applications. See mounting applications on accessory page.



Fixture Dimensions

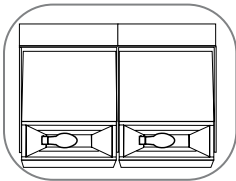
	A	B	C
FCWS9007	10"	11"	8"
FCWS9008	16"	23"	12-1/2"
FCWS9009	14"	27"	13"

## FCWS Series

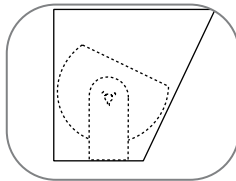
### FCWS9007-9 accessories

corporate  
t 800 900 1730  
f 630 889 8106  
3609 Swenson Ave  
St. Charles, IL 60174

#### Catalog Number



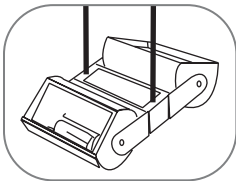
**2T**  
2 head tandem individually adjustable. Please specify length of pendant, 48" max.



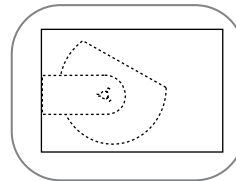
**FWG**  
Wedge architectural housing  
consult factory




**BB**  
Ballast box, consult factory



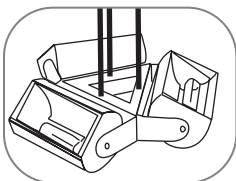
**2H**  
2 headcluster individually adjustable. Please specify length of pendant, 48" max.



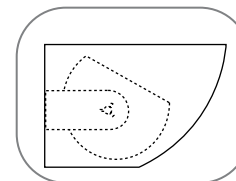
**FRC**  
Rectangular architectural  
housing consult factory



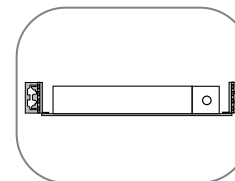
**PERF**  
Perforated housing



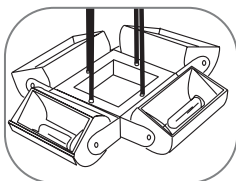
**3H**  
3 headcluster individually adjustable. Please specify length of pendant, 48" max.



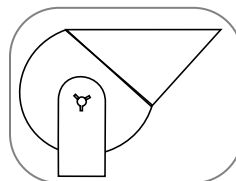
**FSC**  
Scoop architectural housing  
consult factory



**RMT**  
Universal mounting brackets, EMT channel , for suspended installation or simply mount to wall surface in vertical position.



**4H**  
4 headcluster individually adjustable. Please specify length of pendant, 48" max.



**CS**  
Cut-off shield (factory installed)