



# Quick Product Reference Guide

**Scan or Click QR Codes** below for more details.



FC Lighting  
Website



FC Lighting  
History



Support




Rep  
Locator



Housing  
Color Chart



Custom Paint  
Color Chart



Custom  
Luminaires



Warranty  
Information



## Architectural Outdoor LED Lighting

FC Lighting brings innovation to life with our premium, specification grade LED lighting products. Based in the Chicagoland area, our products focus on architectural exterior and commercial interior luminaires. Our unwavering dedication to precision, quality, and efficiency keeps us at the forefront of the lighting industry. We endeavor to wow our customers with quality lighting solutions that combine exceptional value, performance, and reliability. Bring your vision to light, contact us for superior solutions for your lighting applications!

We encourage you to visit our website, call us at 800.900.1730, or reach out to your local representative for further inquiries about product information, capabilities, availability or pricing. Our experienced team will personally assist you in finding the best solution for a successful lighting application.



# Bollards




The **Bollards** from FC Lighting are available in a wide range of sizes and shapes to complement various architectural designs. Depending on the use and desired aesthetic design preferences, sizes range from 24" up to 163". And when project requirements necessitate a specific size or construction, contact us about custom designs.



Scan or Click  
QR Code

for complete  
Bollard product  
family details.







# Exterior Cylinders

The **Exterior Cylinders** from FC Lighting feature simple, clean lines with an extensive range of colors, finishes and optical features available. This product family includes round and square shaped bodies with multiple widths & heights, satisfying the most distinctive architectural designs. Various mounting types, along with uplight, downlight or up/downlight applications can be specified. Numerous lumen packages and color temperature are available to suit your application and efficiency requirements.



**Scan or Click  
QR Code**

for complete Exterior  
Cylinder product  
family details.





FCC400 Down



FCC400 WUD



RGBW  
FCC400-RGBW Down



RGBW  
FCC400-RGBW WUD



FCCSQ400 Down



FCCSQ400 WUD



RGBW  
FCCSQ400-RGBW Down



RGBW  
FCCSQ400-RGBW WUD



FCC4301



FCC600 Down



FCC600 WUD



RGBW  
FCC600-RGBW Down



RGBW  
FCC600-RGBW WUD



FCCSQ600 Down



FCCSQ600 WUD



RGBW  
FCCSQ600-RGBW Down



RGBW  
FCCSQ600-RGBW WUD



FCC6GA



FCCSQ6GA



FCC608WS/FCCSQ608WS



WILDLIFE

FCC610A



FCC800 Down



FCC800 WUD



WILDLIFE

FCC813A



FCC8GA



FCC4300



# Exterior Surface

The **Exterior Surface** product line from FC Lighting is engineered for outdoor ceiling, surface, and wall mount installations. Adding to the flexibility of these durable luminaires, models include round, square, oval and rectangle form factors in multiple unique styles. Typical overhead entrance applications utilize our smaller units, and our larger luminaires are ideal to illuminate the perimeter of buildings when mounted on outside walls.





**Scan or Click  
QR Code**

for complete Exterior  
Surface product  
family details.









# Flood Lights

The **Flood Light** line from FC Lighting are high-powered, white CCT LED luminaires engineered for commercial grade and architectural specification projects. The FCF1100 Series flood light family provides superior performance and offers a wide range of sizes from 3" to 9" round. Focusing on longevity, these luminaires are designed with a mid-body heat sink that separates the LED heat from the driver compartment heat, while continually cooling both.



Scan or Click  
QR Code

for complete Flood  
Light product  
family details.





FCF1103



FCF1105



FCF1106



FCF1109



# Ingounds

The **Ingroud** product line from FC Lighting is designed for enhanced illumination effects and superior longevity. These luminaires are ideal for commercial uplighting projects such as highlighting trees, landscaping or statues, as well as accenting architectural elements, steps and pathways. Most of the face plates are finished in high quality, machined stainless steel. Some models offer die cast aluminum faces with a durable polyester powder coated finish.



Scan or Click  
QR Code

for complete  
Ingroud product  
family details.






FCD7000




FCD7001



FCD7002



FCD24R



FCD24S




FCD46R



FCD46S



FCD601R



FCD609R



FCD609S



FCD1214R



FCD803R



FCD803S



RGBW  
FCD803R, RGBW



RGBW  
FCD803S, RGBW



# Step Lights

The **Step Lights** from FC Lighting provide exceptional illumination for numerous applications requiring specified pathway lighting. These long-lasting, dependable luminaires encompass a broad range of models including round, square and linear forms. Virtually any indoor or outdoor pathway requirement is fulfilled with hooded, louvered, and control lens configurations.

Our next generation FCSL1100 World Class Series Step Lights are enhanced with improved performance and ease of installation. Upgraded construction materials, standard Tri-Dim (0-10V 1%, TRIAC & ELV) dimming, and backed by a 10-Year Limited Warranty.



**Scan or Click  
QR Code**

for complete  
Step Light product  
family details.







**LIGHTING INNOVATIONS**

FC Lighting Quick Product Reference Guide  
AB-TD-102825