


FCC400 Four-Inch Round Cylinder – Wall, Pendant, or Surface Mount Down Lighting

Remote Driver with Battery Backup



FEATURES

- Up to 3000 lumens (4000K)
- Remote Driver with Battery Backup options
- Clear anti-glare tempered glass lens (IK08)
- The Soft Field Lens option provides diffusion, reduces glare, and enhances visual comfort
- Multiple housing colors
- 0-10V 1% Dimming (Standard)
- 93 CRI with 2 SDCM

PERFORMANCE

Beam Spread: 15°, 25°, 50°, 72°, 90°
CCT Options: 2700K, 3000K, 3500K, 4000K
CRI: 93 CRI
Consistency: 2 SDCM (Luminaire to Luminaire)
Lumens: 500 - 3000 lumens
Lumen Maintenance: L70 > 70,000 hours

PHYSICAL

Mounting: Mounts directly to standard recessed junction box with wall mount or twist-lock canopy. Additional holes allow unit to be attached directly to mounting surface. Not intended for open ceilings or surface mount conduit j-box applications. Recessed j-box must be flush with finished wall or ceiling surface.

Housing: Heavy-walled, extruded aluminum housing with high pressure die-cast lens ring and cap with stainless steel hardware.

Finish: Available in Black, Bronze, Graphite Grey, Silver, White and Custom Colors. Six stage chemical iron phosphate conversion pre-treatment. Polyester powder coat finish, 18 µm minimum, 5,000 hour salt spray test (ASTM B117) compliant with Florida / AAMA 2604 specification.

Warranty: 5-Year limited warranty

Lens: IK08 impact compliant, clear anti-glare tempered glass

Ingress Protection: Continuous silicone gasket to seal out contaminants, IP65 rated for dry, damp or wet locations. SF option rated IP65 for cover ceiling application only.

Weight: 8-12 lbs (Depending on Length)

Operating Temperature: -22°F to 122°F (-30°C to 50°C)

ELECTRICAL

Voltage: Universal 120 - 277 VAC standard, 347 VAC optional

Power Supply: Integral Class II, electronic high-power factor > .90, THD < 20%, FCC Title 47 Part 15 Class A.

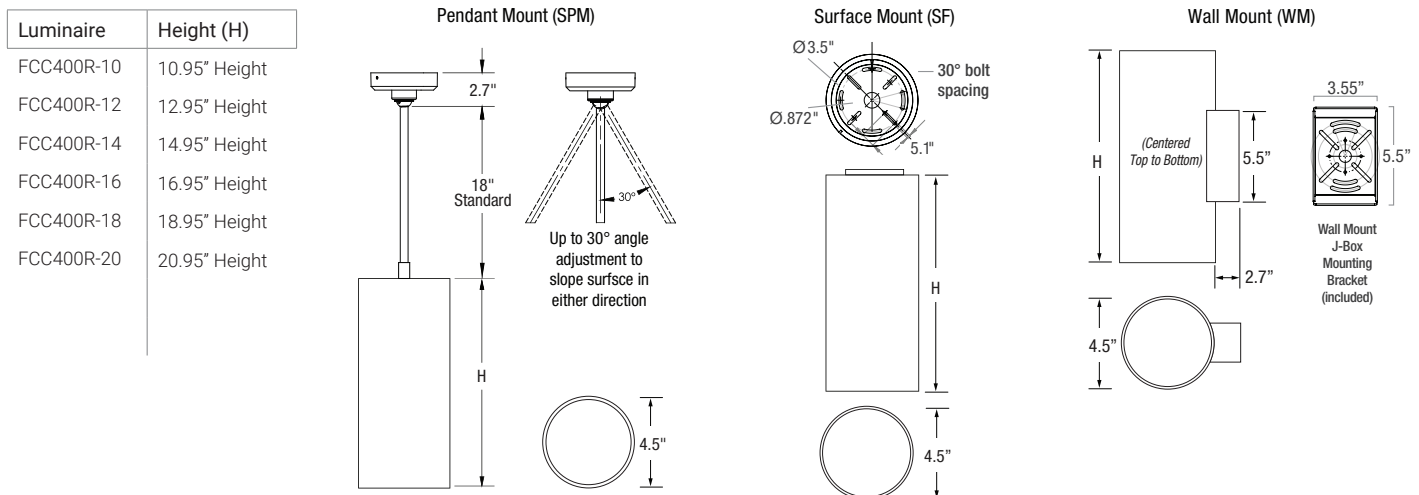
Power Consumption: Maximum 35W

Dimming: standard: 0-10V, 1% Dimming, optional: ELV, TRIAC, dim to off, DMX, DALI

Standards:

- cETLus Listed, CE, NOM, and RoHS Compliant.
- Wet location listed for wall or ceiling mount IP65 Ingress protection.
- 1.5G (ANSI C136.31) Vibration resistance rated.
- IK08 (IEC6226) Impact resistance rated.
- IESNA LM79 Photometric testing by NVLAP accredited test lab.
- IESNA LM80 LED testing by NVLAP accredited test lab.
- IESNA TM21 Luminaire lumen depreciation projection to > 70,000 hours.

PHYSICAL DIMENSIONS



Date:

Approved:

Type:

Luminaire:

Project:

FCC400 Four-Inch Round Cylinder – Wall, Pendant, or Surface Mount Down Lighting

PRODUCT CODE

EXAMPLE: FCC400R-10-SPM-18-UNV-927-05L-BKE-15-ET-CV

MODEL	HEIGHT	MOUNTING	SUSP. LENGTH	VOLTAGE	COLOR	LUMENS	FINISH	OPTIC	DIMMING	OPTIONS	BATTERY/REMOTE DRIVER
FCC400R											
MODEL FCC400R LED DRIVER REMOTE (INDOOR) IP20, IK08, NEMA 1, -20°C to +50°C, 30' MAX Distance with 12AWG. *Consult factory for outdoor remote driver only.		HEIGHT 10 10.95" Height 12 12.95" Height 14 14.95" Height 16 16.95" Height 18 18.95" Height 20 20.95" Height		COLOR 927 (93CRI) 2700K 930 (93CRI) 3000K 935 (93CRI) 3500K 940 (93CRI) 4000K		LUMENS typical 05L 500 lm 10L 1000 lm 15L 1500 lm 20L 2000 lm 25L 2500 lm 30L 3000 lm		OPTIC typical 15 Spot (15°) (20L Max) 25 Narrow Flood (25°) 50 Flood (50°) 72 Wide Flood (72°) 90 Flat (90°) w/SOFT FIELD 15S Spot (15°) (20L Max) 25S Narrow Flood (25°) 50S Flood (50°) 72S Wide Flood (72°) 90S Flat (90°)		DIMMING ET ELV or TRIAC Driver (120V Phase Dimming w/ UNV Driver) (20L-30L Only) LD 0-10V Dimming, 1% (Standard) *All drivers listed above are remote.	
MOUNTING SPM Slope Pendant SF Surface WM Wall		SPM LENGTH Specify the optional suspension length in inches. (Top of luminaire to ceiling) (SPM 18" Standard, 6"-120" Max; 61"-120" w/LD & ET Only and stem comes in 2 sections) *Consult factory & price guide for other lengths.		FINISH BKE Black BRE Bronze GRE Graphite Grey SLE Silver WHE White CCE Custom Color		OPTIONS CV Cut-Off Visor (Down Only)		BATTERY/REMOTE DRIVER BBUR BATTERY BACK-UP & LED DRIVER REMOTE (INDOOR), IP20, IK08, NEMA 1, 0°C to +48°C, 30' MAX Distance with 12AWG (w/UNV Option Only) BBUX BATTERY BACK-UP & LED DRIVER REMOTE (OUTDOOR), IP67, IK10, NEMA 4X, -20°C to +55°C, 30' MAX Distance with 12AWG (w/ UNV Option Only) DRR LED Driver Only Remote (INDOOR) 30' MAX Distance with 12AWG (w/UNV Option Only) DRX LED Driver Only Remote (OUTDOOR) 30' MAX Distance with 12AWG (w/UNV Option Only)			
VOLTAGE UNV Universal 120 - 277 VAC 347V 347 VAC											

FCC400 Four-Inch Round Cylinder – Wall, Pendant, or Surface Mount Down Lighting

LUMENS / WATTAGE typical

Model	Watts	940
FCC400R	5 W (Min)	500 lm (Min)
	35 W (Max)	3000 lm (Max)

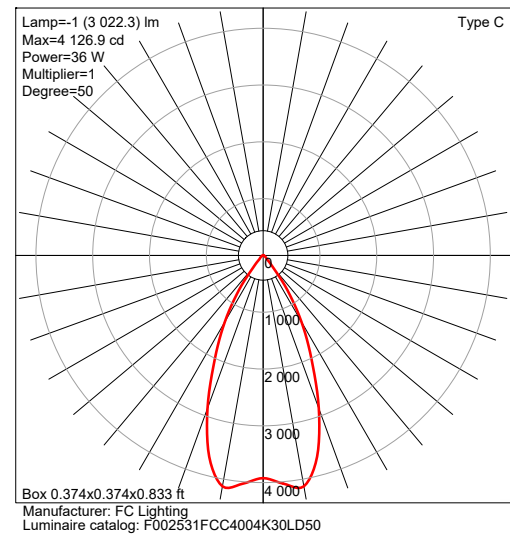
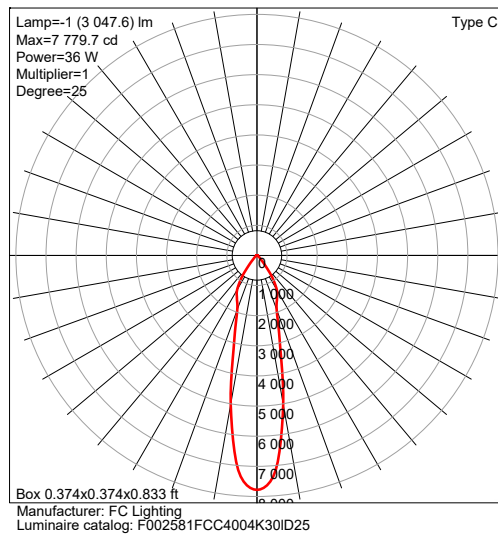
IES Multiplier	
Color	Multiplier
927	0.93
930	0.97
935	0.99
940	1.00

*83CRI±1.15 Consult factory.

TRIAC & ELV Approved Dimmer List	
Manufacturer	Manufacturer Part Number
Lutron	Glyder GLV-600
	Diva DVLV-600P
	Diva DV-600P
	Diva DVELV-600P(303)
	Maestro MALV-600
	Nova T NT-1000
	Nova T NTELV-600
	Skylark SLV-600P
Leviton	RadioRA2-10ND
	SureSlide 6633
	Illumatech IPE04

0-10V Approved Dimmer List	
Manufacturer	Manufacturer Part Number
Lutron	Diva DVSTV-XX
	Diva DVSTV-453PH-WH1
Leviton	Illumatech 010-IP710-DLZ

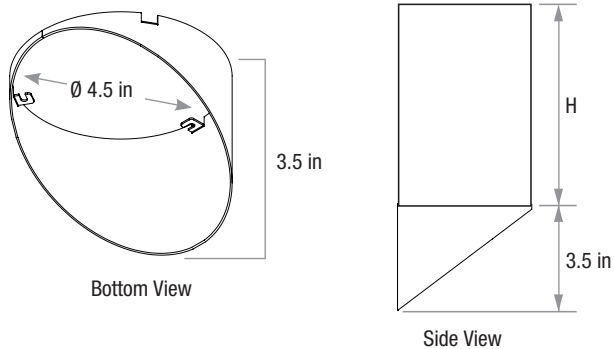
PHOTOMETRICS



FCC400 Four-Inch Round Cylinder – Wall, Pendant, or Surface Mount Down Lighting

MORE DIMENSIONS

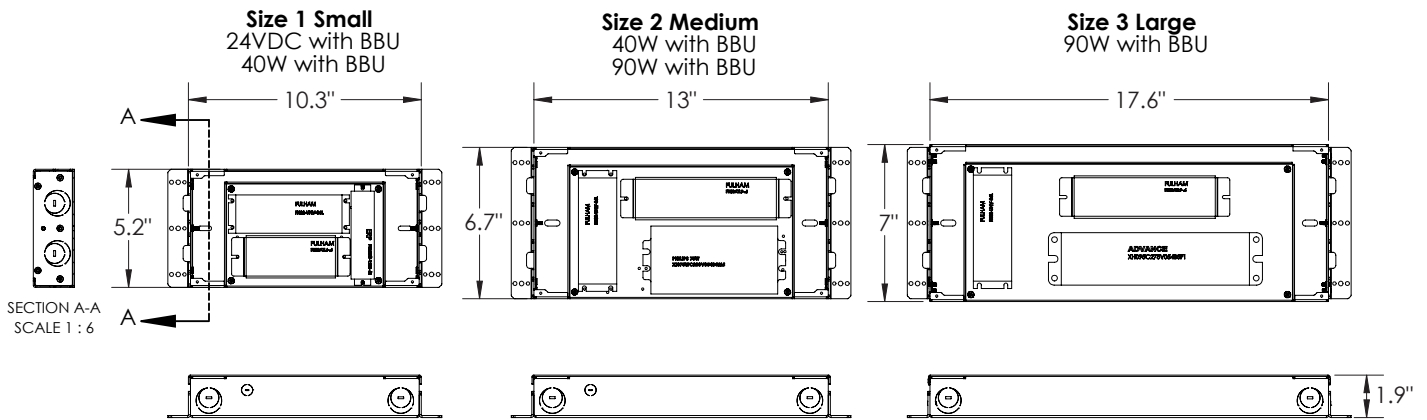
Cut-Off Visor (CV) *(Down Only)*



FCC400 Four-Inch Round Cylinder – Wall, Pendant, or Surface Mount Down Lighting

BATTERY BACK-UPS

BBUR - BATTERY BACK-UP & LED DRIVER REMOTE (INDOOR), IP20, IK08, NEMA 1, 0°C to +48°C, 30' MAX Distance with 12AWG (w/UNV Option Only)



BBUX - BATTERY BACK-UP & LED DRIVER REMOTE (OUTDOOR), IP67, IK10, NEMA 4X, -20°C to +55°C, 30' MAX Distance with 12AWG (w/UNV Option Only)

