

FCC610A Series



Wildlife Lighting Certified
by the Florida Fish & Wildlife
Conservation Commission



FCC610A Series Cylinders are a round wall, surface, or pendant mounted die-cast aluminum cylinder with wildlife friendly amber LED. FCC610A has a true AMBER LED option which uses AlInGaP chip technology to produce amber color with spectral control between 590-600nm above the 560nm required by Florida Fish & Wildlife Conservation Commission (FWC).

SPECIFICATIONS

PHYSICAL

beam spread	Spot
dimensions	Diameter: 6.31", Height: 10.95"
weight	5 lbs
housing	Heavy-walled, extruded aluminum housing with die-cast lens ring and cap with stainless steel hardware
lens	IK05 impact compliant, clear anti-glare tempered glass
mounting	Mounts directly to standard recessed junction box, additional holes allow unit to be attached directly to mounting surface. Not intended for open ceilings or surface mount conduit j-box applications. Recessed j-box must be flush with finished wall or ceiling surface.
ingress protection	Continuous silicone gasket to seal out contaminants, IP65 rated for dry, damp or wet locations. SF option rated IP65 for cover ceiling application only.
finish	Available in Black, Bronze, Graphite Grey, Silver, White and Custom Colors. Six stage chemical iron phosphate conversion pre-treatment. Polyester powder coat finish, 18 µm minimum, 5,000 hour salt spray test (ASTM B117) compliant with Florida / AAMA 2604 specification.

PERFORMANCE

color temperature	AMBER (no light below 560nm wavelength)
lumen output (typical)	439 lm
lumen maintenance	L70 > 70,000 hours
color consistency	2 SDCM, 83 CRI
operating temperature	-4°F to 122°F (-20°C to 50°C)
warranty	5-Year limited warranty

ELECTRICAL

input voltage	Universal 120 - 277 VAC
power supply	Integral Class II, electronic high-power factor > 94%
certification	ETL / cETL Listed, Wildlife Friendly Lighting Certification #2018-049
standards	UL 1598 / CSA C22.2 No. 250.0 - Class II / IES LM-79 / LM-80
power consumption	10W @ 120V
dimming	Standard: TD Tri-Dim (UNV Only), (1%, 0-10V, 120 - 277 VAC), (1%, TRIAC & ELV, 120 VAC Only)

Due to continuous development and improvements, specifications are subject to change without notice.
Product use certifies agreement to FC Lighting terms and conditions.



FCC610A Series

ORDERING INFORMATION

FCC610A			UNV	AM	4L		SP	
MODEL	MOUNTING	SUSPENSION LENGTH	VOLTAGE	CCT	LUMENS (typical)	FINISH	OPTICS	OPTIONS
FCC610A	SF Surface WM Wall SPM ³ Pendant	(Note in Inches)	UNV 120 - 277 VAC	AM Amber (590 - 600nm)	4L 439 lm (10W)	BKE Black BRE Bronze GRE Graphite Grey WHE White SLE Silver CCE Custom Color	SP Spot	TD Tri-Dim (UNV Only) (1%, 0-10V, 120 - 277 VAC), (1%, TRIAC & ELV, 120V Only) CV Cut Off Visor

REMOTE DRIVER & BATTERY BACKUP

FCC610AR			UNV	AM	4L		SP	
MODEL	MOUNTING	SUSPENSION LENGTH	VOLTAGE	CCT	LUMENS (typical)	FINISH	OPTICS	OPTIONS
FCC610AR [†]	SF Surface WM Wall SPM ³ Pendant	(Note in Inches)	UNV 120 - 277 VAC	AM Amber (590 - 600nm)	4L 439 lm (10W)	BKE Black BRE Bronze GRE Graphite Grey WHE White SLE Silver CCE Custom Color	SP Spot	TD Tri-Dim (UNV Only) (1%, 0-10V, 120 - 277 VAC), (1%, TRIAC & ELV, 120V Only) CV Cut Off Visor BBUR ¹ Battery Backup Remote (Indoor) BBUX ² Battery Backup Remote (Outdoor) N/A Leave Blank for Remote Driver Only (without Battery Backup)

[†] LED DRIVER REMOTE (INDOOR) IP20, IK08, NEMA 1, -20°C to +50°C, 30' MAX Distance with 12AWG. *Consult factory for outdoor remote driver only.

¹ Battery Back-up & LED Driver Remote (INDOOR), IP20, IK08, NEMA 1, 0°C to +48°C, 30' MAX Distance with 12AWG (w/UNV Option Only).

² Battery Back-up & LED Driver Remote (OUTDOOR), IP67, IK10, NEMA 4X, -20°C to +55°C, 30' MAX Distance with 12AWG (w/UNV Option Only).

³ Specify the optional suspension length in inches. (Top of luminaire to ceiling) (SPM 18" Standard, 6"-120" Max; 61"-120" w/LD & ET Only and stem comes in 2 sections) *Consult factory & price guide for other lengths.

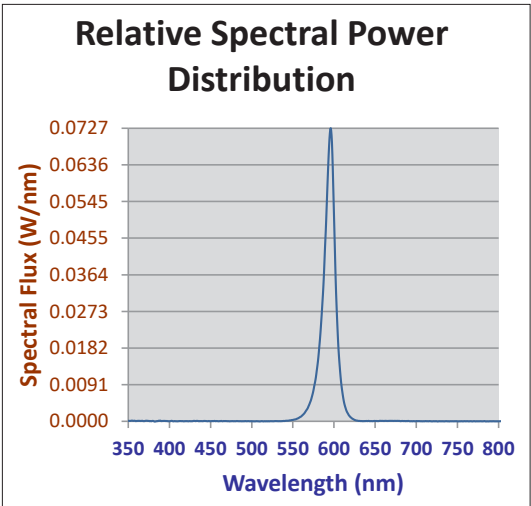
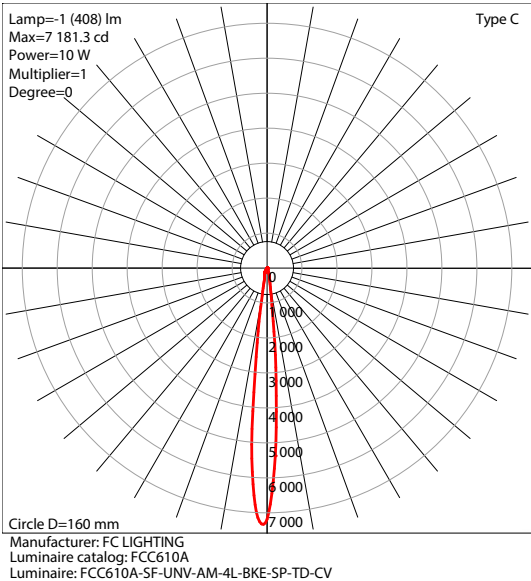
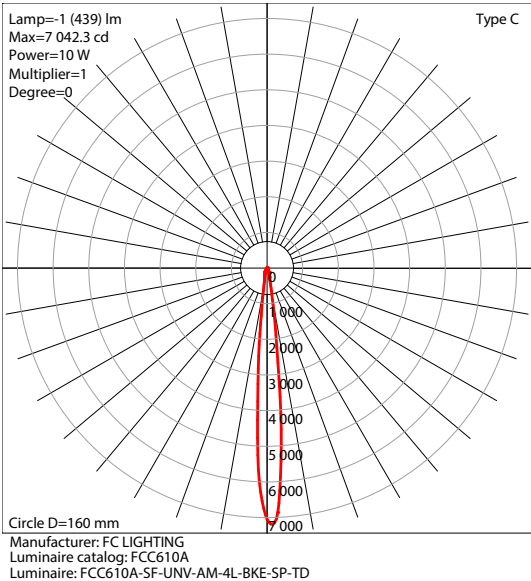
Due to continuous development and improvements, specifications are subject to change without notice.
Product use certifies agreement to FC Lighting terms and conditions.

 US Commercial Lighting Manufacturer Since 1982

Specification Sheet

Photometry

OPTICAL DISTRIBUTION



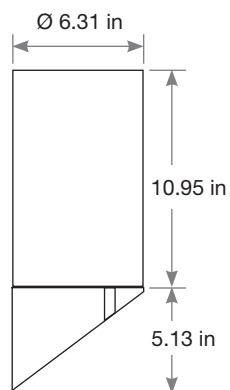
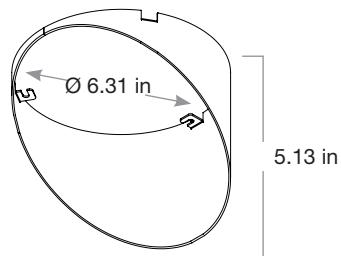
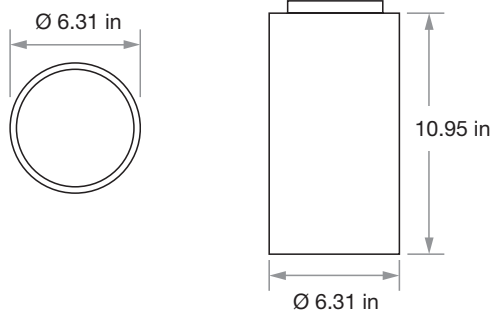
Due to continuous development and improvements, specifications are subject to change without notice.
Product use certifies agreement to FC Lighting terms and conditions.

 US Commercial Lighting Manufacturer Since 1982

Specification Sheet

PHYSICAL

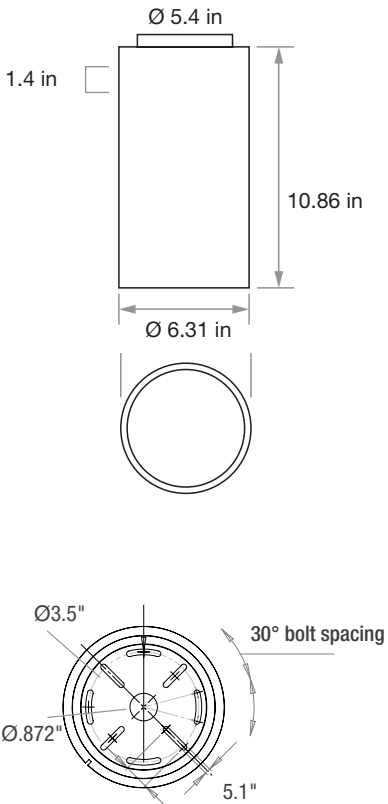
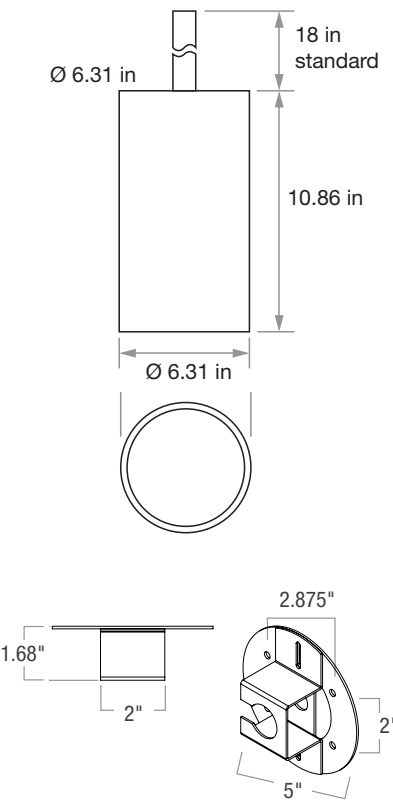
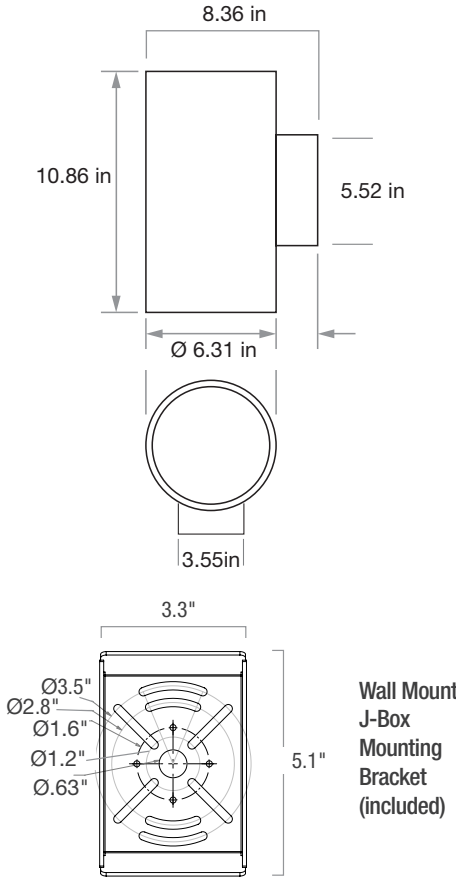
PRODUCT DIMENSIONS		CUT OFF VISOR	
diameter	Ø 6.31"	CV - cut-off visor	5.13" D
height	10.95"	total luminaire height	H + 5.13" D



Due to continuous development and improvements, specifications are subject to change without notice.
Product use certifies agreement to FC Lighting terms and conditions.

MOUNTING OPTIONS

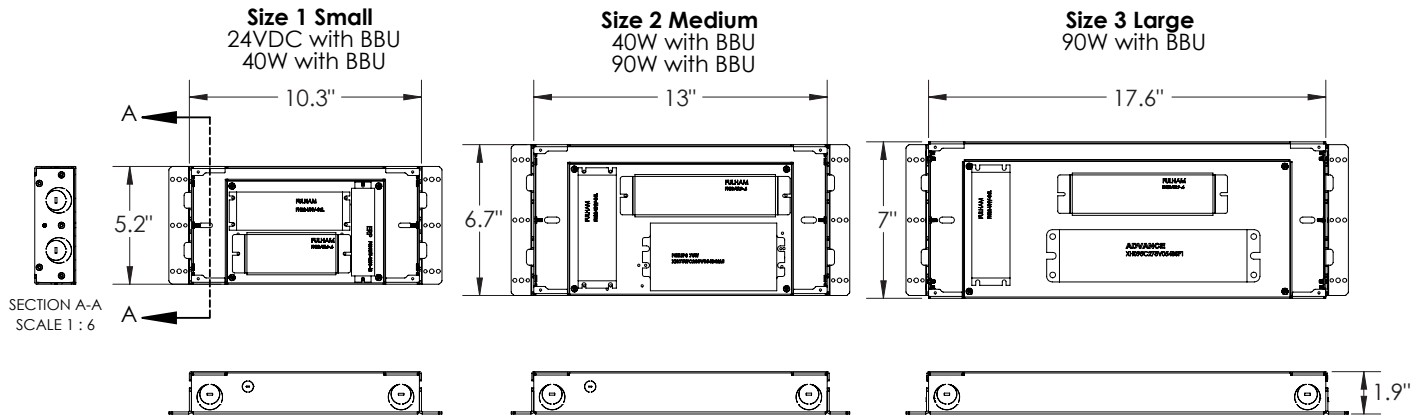
SURFACE MOUNT		SLOPE PENDANT MOUNT		WALL MOUNT	
SF - surface mount	4.25" W	SPM - pendant mount	18"	WM - wall mount	2.05" D
add to luminaire height	1.4"	add to luminaire height	18"	total luminaire depth	8.36" D

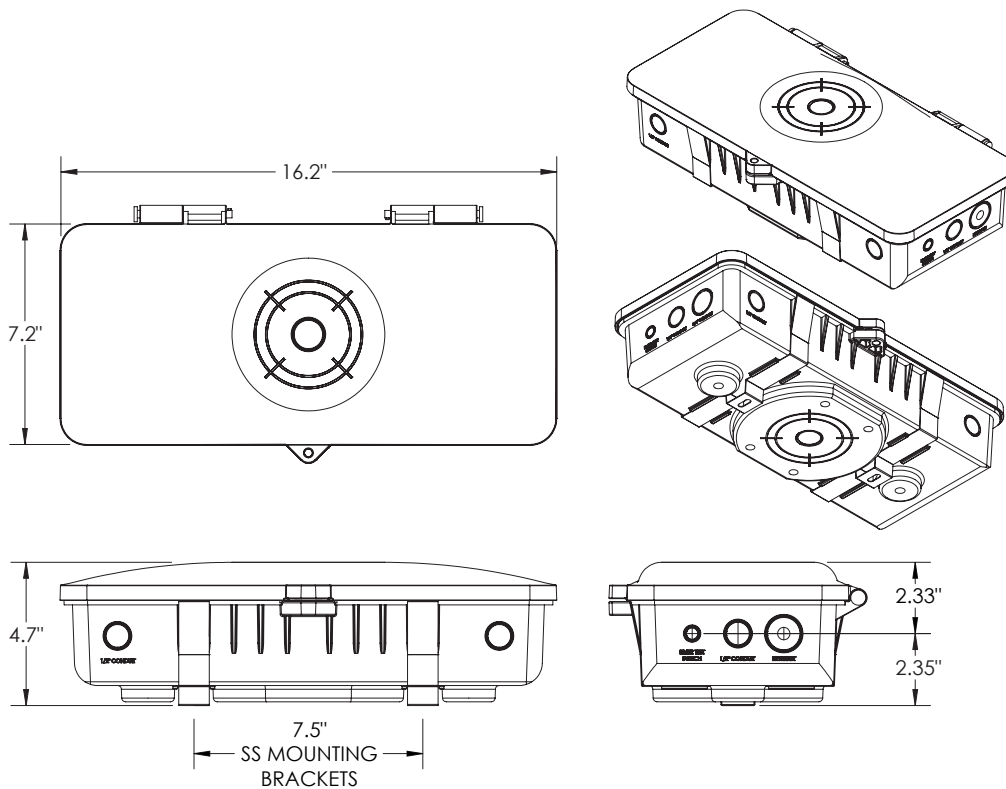
Due to continuous development and improvements, specifications are subject to change without notice.
Product use certifies agreement to FC Lighting terms and conditions.

BATTERY BACK-UPS

BBUR - BATTERY BACK-UP & LED DRIVER REMOTE (INDOOR), IP20, IK08, NEMA 1, 0°C to +48°C, 30' MAX Distance with 12AWG (w/UNV Option Only)



BBUX - BATTERY BACK-UP & LED DRIVER REMOTE (OUTDOOR), IP67, IK10, NEMA 4X, -20°C to +55°C, 30' MAX Distance with 12AWG (w/UNV Option Only)



Due to continuous development and improvements, specifications are subject to change without notice.
Product use certifies agreement to FC Lighting terms and conditions.