

FCC6GAR Six-Inch Round Cylinder – Wall, Pendant, or Surface Mount Down Lighting

Adjustable Gimbal Ring with Remote Driver and Battery Backup



FEATURES

- Up to 4000 lumens (4000K)
- Adjustable gimbal ring w/ 32° Tilt, 359° Rotate
- Clear anti-glare tempered glass lens (IK08)
- Multiple housing colors
- Tri-Dim (0-10V 1% UNV, TRIAC & ELV 120 VAC) (Standard)
- 93 CRI with 2 SDCM

PERFORMANCE

Beam Spread: 25°, 45°, 65°
CCT Options: 2700K, 3000K, 3500K, 4000K
CRI: 93 CRI
Consistency: 2 SDCM (Luminaire to Luminaire)
Lumens: 2500 - 4000 lumens (typical)
Lumen Maintenance: L70 > 70,000 hours

PHYSICAL

Mounting: Mounts directly to standard recessed junction box with wall mount or twist-lock canopy. Additional holes allow unit to be attached directly to mounting surface. Not intended for open ceilings or surface mount conduit j-box applications. Recessed j-box must be flush with finished wall or ceiling surface.

Housing: Heavy-walled, extruded aluminum housing with high pressure die-cast lens ring, wall mount, twist-lock canopy, swivel holder and cap with stainless steel hardware.

Finish: Available in Black, Bronze, Graphite Grey, Silver, White and Custom Colors. Six stage chemical iron phosphate conversion pre-treatment. Polyester powder coat finish, 18 µm minimum, 5,000 hour salt spray test (ASTM B117) compliant with Florida / AAMA 2604 specification.

Ingress Protection: Continuous silicone gasket to seal out contaminants, IP65 rated for dry, damp or wet locations. SF option rated IP65 for cover ceiling application only.

Warranty: 5-Year limited warranty

Lens: IK08 impact compliant, clear anti-glare tempered glass

Weight: 8-12 lbs (Depending on Length)

Operating Temperature: -22°F to 122°F (-30°C to 50°C)

ELECTRICAL

Voltage: Universal 120 - 277 VAC standard, 347 VAC optional

Power Supply: Integral Class II, electronic high-power factor >.90, THD < 20%, FCC Title 47 Part 15 Class A

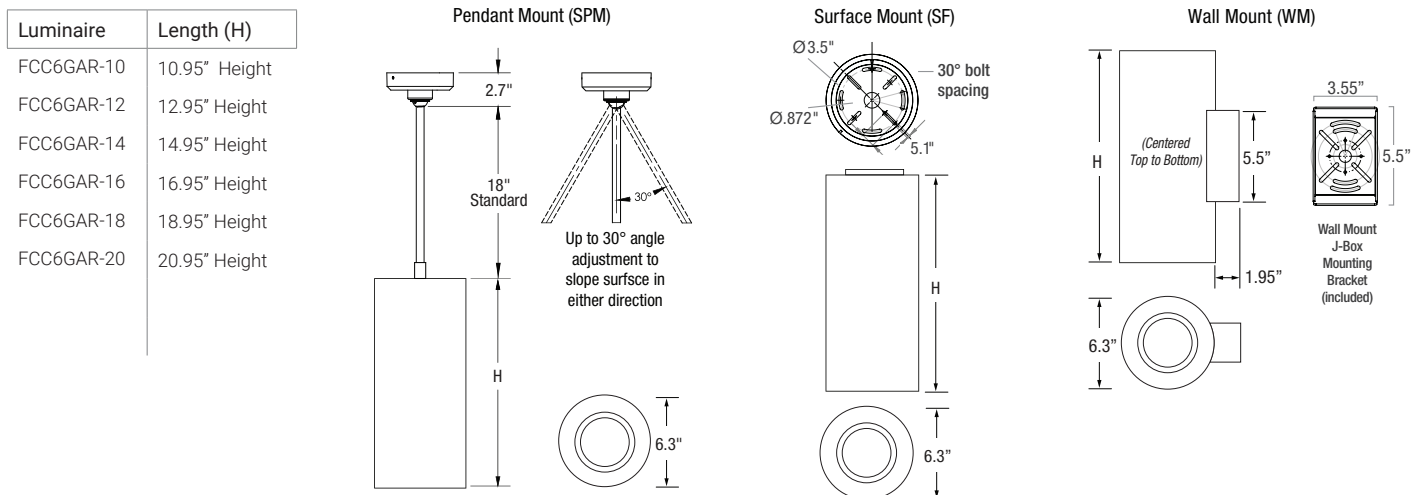
Power Consumption: Maximum 38W

Dimming: standard: Tri-Dim includes 0-10V, 1%, TRIAC and ELV Dimming

Standards:

- cETLus Listed, CE, NOM, and RoHS Compliant.
- Wet location listed for wall or ceiling mount IP65 Ingress protection.
- 1.5G (ANSI C136.31) Vibration resistance rated.
- IK08 (IEC6226) Impact resistance rated.
- IESNA LM79 Photometric testing by NVLAP accredited test lab.
- IESNA LM80 LED testing by NVLAP accredited test lab.
- IESNA TM21 Luminaire lumen depreciation projection to > 70,000 hours.

PHYSICAL DIMENSIONS



FCC6GAR Six-Inch Round Cylinder – Wall, Pendant, or Surface Mount Down Lighting

PRODUCT CODE

EXAMPLE: FCC6GAR-10-SPM-18-UNV-927-20L-BKE-15-TD-HC

MODEL	HEIGHT	MOUNTING	SUSP. LENGTH	VOLTAGE	COLOR	LUMENS	FINISH	OPTIC	DIMMING	OPTIONS	BATTERY/REMOTE DRIVER
FCC6GAR											
<div><div>MODEL</div><div>FCC6GAR</div><div>LED DRIVER REMOTE (INDOOR) IP20, IK08, NEMA 1, -20°C to +50°C, 30' MAX Distance with 12AWG. *Consult factory for outdoor remote driver only.</div></div>				<div><div>COLOR</div><div>927 (93CRI) 2700K 930 (93CRI) 3000K 935 (93CRI) 3500K 940 (93CRI) 4000K</div></div> <div><div>LUMENS typical</div><div>25L 2500 lm @ 23W 30L 3000 lm @ 28W 35L 3500 lm @ 33W 40L 4000 lm @ 38W</div></div> <div><div>FINISH</div><div>BKE Black BRE Bronze GRE Graphite Grey SLE Silver WHE White CCE Custom Color</div></div>				<div><div>OPTIC typical</div><div>25 Spot (25°) 45 Mid Spot (45°) 65 Flood (65°)</div></div> <div><div>DIMMING</div><div>TD Tri-Dim (0-1V 1%, TRIAC & ELV) (120V Phase Dimming w/ UNIV Driver) (Standard) LD347 0-10V 1% (347 VAC Only) *All drivers listed above are remote.</div></div> <div><div>OPTIONS</div><div>HC Honeycomb Louver</div></div> <div><div>BATTERY/REMOTE DRIVER</div><div>BBUR BATTERY BACK-UP & LED DRIVER REMOTE (INDOOR), IP20, IK08, NEMA 1, 0°C to +48°C, 30' MAX Distance with 12AWG (w/UNV Option Only) BBUX BATTERY BACK-UP & LED DRIVER REMOTE (OUTDOOR), IP67, IK10, NEMA 4X, -20°C to +55°C, 30' MAX Distance with 12AWG (w/ UNV Option Only) DRR LED Driver Only Remote (INDOOR) 30' MAX Distance with 12AWG (w/UNV Option Only) DRX LED Driver Only Remote (OUTDOOR) 30' MAX Distance with 12AWG (w/UNV Option Only)</div></div>			
<div><div>HEIGHT</div><div>10 10.95" Height 12 12.95" Height 14 14.95" Height 16 16.95" Height 18 18.95" Height 20 20.95" Height</div></div>				<div><div>MOUNTING</div><div>SPM Slope Pendant SF Surface WM Wall</div></div>							
<div><div>SPM LENGTH</div><div>Specify the optional suspension length in inches. (Top of luminaire to ceiling) (SPM 18" Standard, 6"-120" Max; 61"-120" w/LD & ET Only and stem comes in 2 sections) *Consult factory & price guide for other lengths.</div></div>											
<div><div>VOLTAGE</div><div>UNV Universal 120 - 277 VAC 347V 347 VAC</div></div>											

FCC6GAR Six-Inch Round Cylinder – Wall, Pendant, or Surface Mount Down Lighting

LUMENS typical

Model	Watts	940
FCC6GAR	23 W	2500 lm
	28 W	3000 lm
	33 W	3500 lm
	38 W	4000 lm

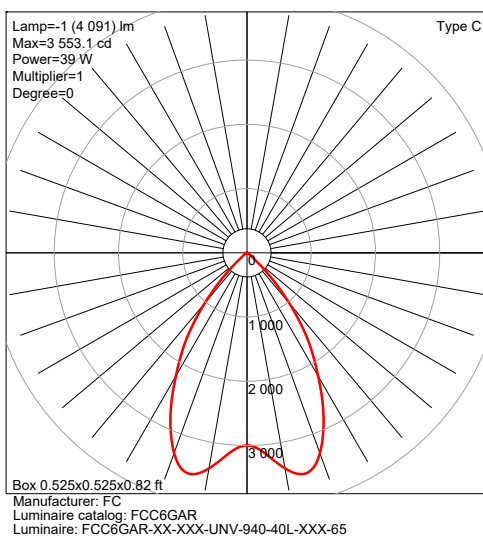
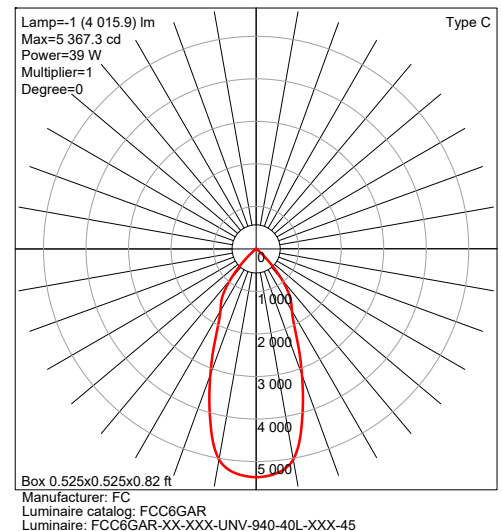
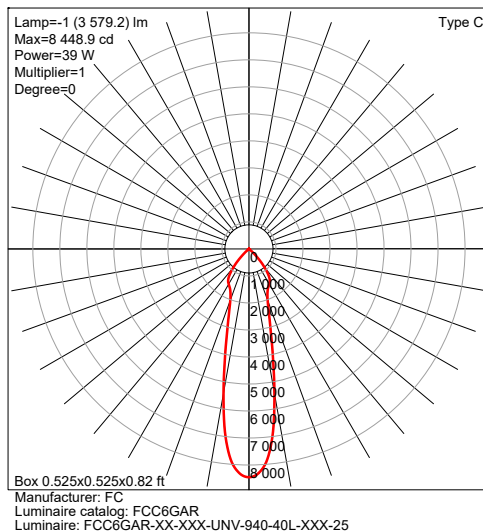
IES Multiplier	
Color	Multiplier
927	0.92
930	0.96
935	0.98
940	1.00

*83CRI±1.15 Consult factory.

TRIAC & ELV Approved Dimmer List	
Manufacturer	Manufacturer Part Number
Lutron	Glyder GLV-600
	Diva DVLV-600P
	Diva DV-600P
	Diva DVELV-600P(303)
	Maestro MALV-600
	Nova T NT-1000
	Nova T NTELV-600
Leviton	Skylark SLV-600P
	RadioRA2-10ND
	SureSlide 6633
	Illumatech IPE04

0-10V Approved Dimmer List	
Manufacturer	Manufacturer Part Number
Lutron	Diva DVSTV-XX
	Diva DVSTV-453PH-WH1
Leviton	Illumatech 010-IP710-DLZ

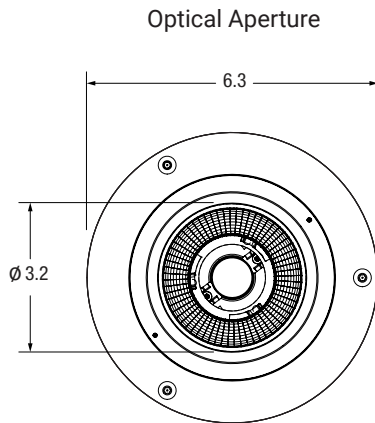
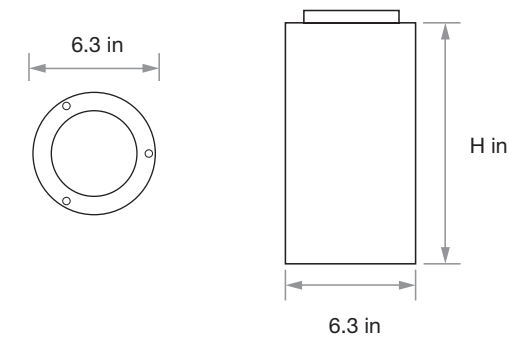
PHOTOMETRICS



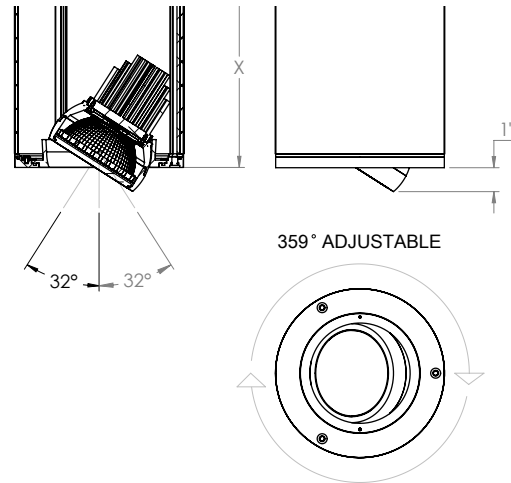
FCC6GAR Six-Inch Round Cylinder – Wall, Pendant, or Surface Mount Down Lighting

MORE DIMENSIONS

H = 10.95" – 20.95"



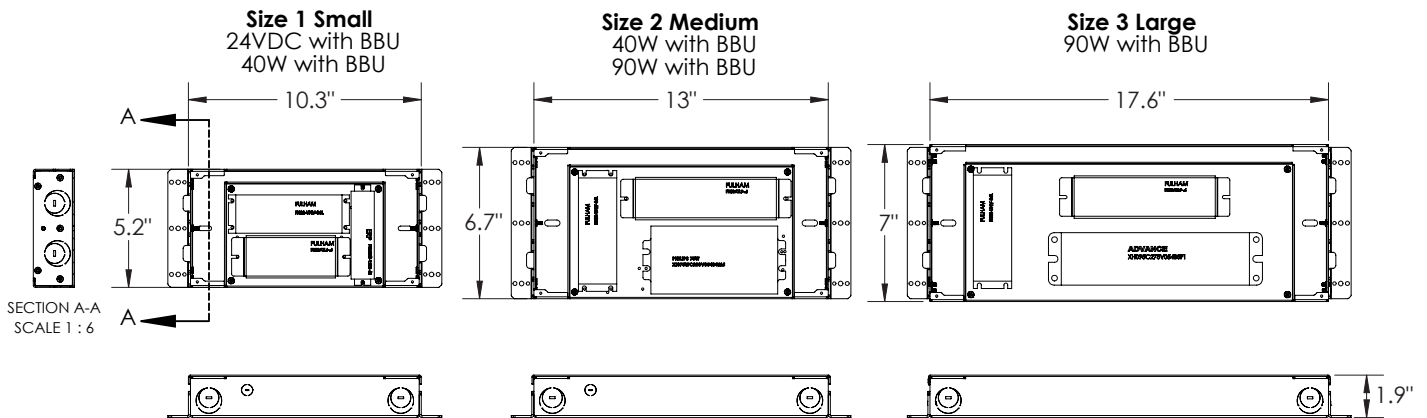
Adjustable Range



FCC6GAR Six-Inch Round Cylinder – Wall, Pendant, or Surface Mount Down Lighting

BATTERY BACK-UPS

BBUR - BATTERY BACK-UP & LED DRIVER REMOTE (INDOOR), IP20, IK08, NEMA 1, 0°C to +48°C, 30' MAX Distance with 12AWG (w/UNV Option Only)



BBUX - BATTERY BACK-UP & LED DRIVER REMOTE (OUTDOOR), IP67, IK10, NEMA 4X, -20°C to +55°C, 30' MAX Distance with 12AWG (w/UNV Option Only)

