



FCSL308

Date:

Approved:

Type:

Fixture:

Project:

FCSL308 IP65 rated exterior stainless steel large step light with directional lens for masonry applications. Corrosion resistant, die-cast aluminum housing construction, this fixture provides illumination for dry, damp or wet locations.



ADA

SPECIFICATIONS

PHYSICAL

dimensions	19.8" W x 5.2" H x 3.3" D
weight	3.5 lbs
housing	Marine grade, corrosion resistant, heavy gauge aluminum housing
lens	White Opal Glass Lens
mounting	Concrete pour, masonry applications
ingress protection	IP65 : dry, damp or wet locations
faceplate finish	Marine grade 316 stainless steel faceplate

PERFORMANCE

color temperature	2700K	3000K	3500K	4000K
lumen output	1600 lm			
lumen maintenance	L70 >70,000 hours			
color consistency	3 SDCM / 85 CRI			
operating temperature	-13°F to 104°F (-25°C to 40°C)			
warranty	5-Year limited warranty			

ELECTRICAL


input voltage	Universal 120 - 277 VAC
power supply	Integral Class II, electronic high-power factor > 94% @ 120V
certifications	ETL / cETL Listed, ADA Compliant
standards	UL1598/CSA C22.2 No. 250.0; UL 8750/CSA C22.2 No. 250.13/IES LM-79/LM-80
power consumption	35W @ 120 - 277 VAC
dimming	0-10 V (10%)

Due to continuous development and improvements, specifications are subject to change without notice. Product use certifies agreement to FC terms and conditions.



US Commercial Lighting Manufacturer Since 1982

Specification Sheet



Ordering Information

ORDERING INFORMATION

FCSL308	UNV		CRI85	16L	SS	
SERIES	VOLTAGE	CCT	CRI	LUMENS	FINISH	OPTIONS
FCSL308	UNV 120 - 277 VAC	27K 2700K 3K 3000K 35K 3500K 4K 4000K	CRI85 85 CRI	16L 1600 lm (35W)	SS Stainless Steel	LD 0-10V Dimming (Standard) WPC White Polycarbonate Lens LBB Less Back Box (for shipment separate of Back Box)

BACK BOX KITS

99004-ETL Back Box Kit - Complete Back Box shipped in advance of fixture without mounting kit.

REMOTE DRIVER & BATTERY BACKUP

FCSL308R	UNV		CRI85	16L	SS	
SERIES	VOLTAGE	CCT	CRI	LUMENS	FINISH	OPTIONS
FCSL308R [†]	UNV 120 - 277 VAC	27K 2700K 3K 3000K 35K 3500K 4K 4000K	CRI85 85 CRI	16L 1600 lm (35W)	SS Stainless Steel	LD 0-10V Dimming (Standard) WPC White Polycarbonate Lens LBB Less Back Box (for shipment separate of Back Box) BBUR ¹ Battery Backup Remote (Indoor) BBUX ² Battery Backup Remote (Outdoor) N/A Leave Blank for Remote Driver Only (without Battery Backup)

[†] LED DRIVER REMOTE (INDOOR) IP20, IK08, NEMA 1, -20°C to +50°C, 30' MAX Distance with 12AWG.

*Consult factory for outdoor remote driver only.

¹ Battery Back-up & LED Driver Remote (INDOOR), IP20, IK08, NEMA 1, 0°C to +48°C, 30' MAX Distance with 12AWG (w/UNV Option Only)

² Battery Back-up & LED Driver Remote (OUTDOOR), IP67, IK10, NEMA 4X, -20°C to +55°C, 30' MAX Distance with 12AWG (w/UNV Option Only)

Consult Factory for other options and configurations.

To ensure you receive proper configurations for your lighting specifications, contact us directly about any unique application requirements. This may include but not be limited to lumen output, mounting needs, or electrical requirements.

Due to continuous development and improvements, specifications are subject to change without notice. Product use certifies agreement to FC terms and conditions.




US Commercial Lighting Manufacturer Since 1982

© FC Lighting

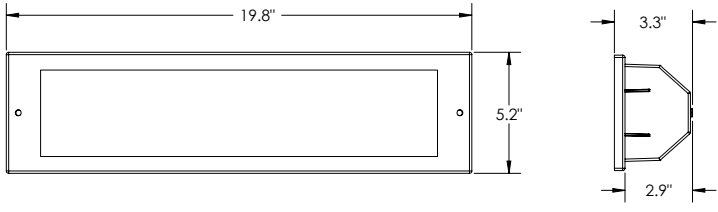
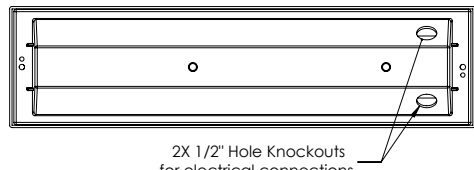
3609 Swenson Ave. • St. Charles, IL • 60174 | fcighting.com | 800.900.1730

Specification Sheet

JC-DM-112425




Dimensions

PRODUCT DIMENSIONS - STANDARD PRODUCT			MOUNTING - <i>j-box sold by others</i>		
width	19.8" W		back box width	19.4" W	<p>Back box mounts inside brick masonry: faceplate flush to surface or in front of surface. See installation instructions for proper mounting directions.</p>  <p>2X 1 1/2" Hole Knockouts for electrical connections.</p>
height	5.2" H		back box height	4.9" H	
depth	3.3" D		back box depth	2.9" D	

Due to continuous development and improvements, specifications are subject to change without notice. Product use certifies agreement to FC terms and conditions.

 US Commercial Lighting Manufacturer Since 1982

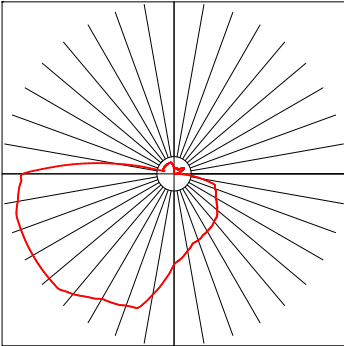
Specification Sheet



Photometry

OPTICAL DISTRIBUTION

lumen output	1600 lm @ 4000K
power consumption	35W



Manufacturer: FC Lighting
Luminaire catalog: FCSL308
Luminaire: FCSL308-UNV-4K-CRI85-16L-SS-LD

IES MULTIPLIER	
CCT (CRI85)	Multiplier
2700	0.89
3000	0.96
3500	0.97
4000	1.00

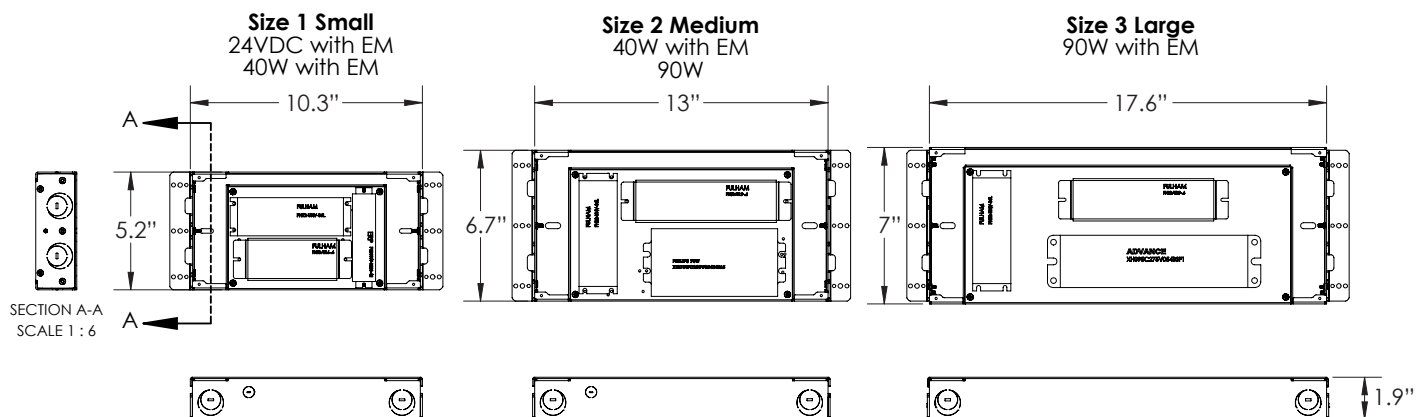
Due to continuous development and improvements, specifications are subject to change without notice. Product use certifies agreement to FC terms and conditions.

 US Commercial Lighting Manufacturer Since 1982

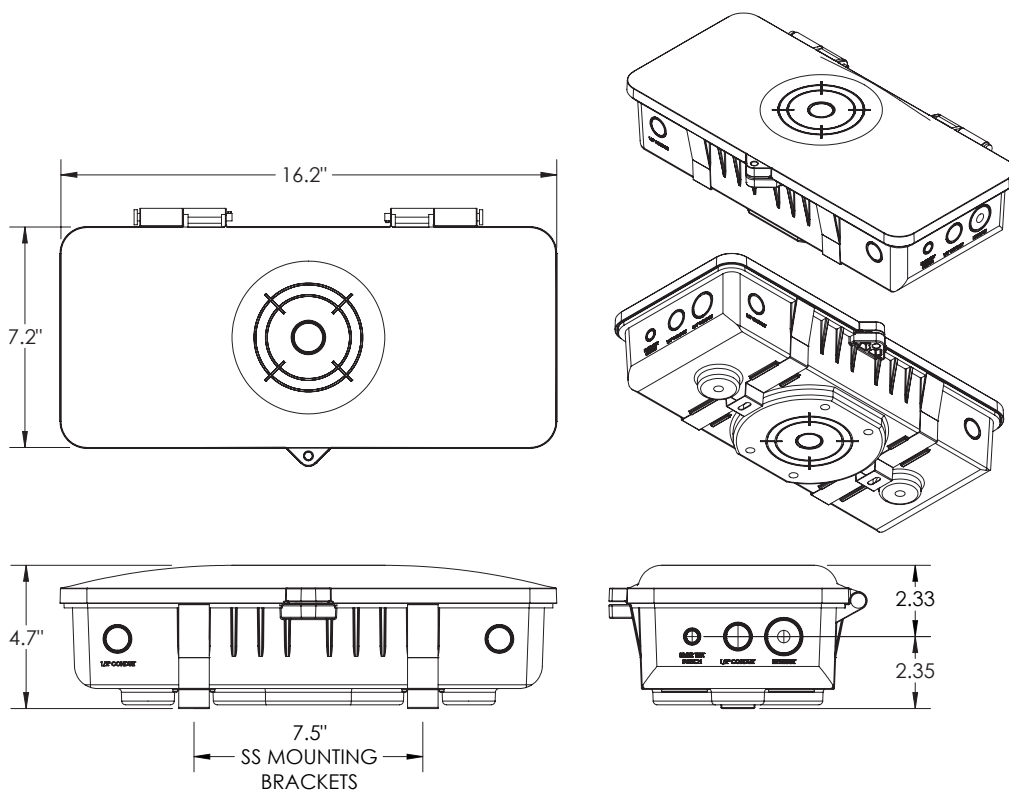
Specification Sheet

BATTERY BACK-UPS

BBUR - BATTERY BACK-UP & LED DRIVER REMOTE (INDOOR), IP20, IK08, NEMA 1, 0°C to +48°C, 30' MAX Distance with 12AWG (w/UNV Option Only)



BBUX - BATTERY BACK-UP & LED DRIVER REMOTE (OUTDOOR), IP67, IK10, NEMA 4X, -20°C to +55°C, 30' MAX Distance with 12AWG (w/UNV Option Only)



Due to continuous development and improvements, specifications are subject to change without notice. Product use certifies agreement to FC terms and conditions.