



FCSL310



Date:

Approved:

Type:

Fixture:

Project:

FCSL310 IP65 rated exterior stainless steel large step light with louvered faceplate for masonry applications. Corrosion resistant, die-cast aluminum housing construction, this fixture provides illumination for dry, damp or wet locations.



ADA

SPECIFICATIONS

PHYSICAL

dimensions	19.8" W x 5.2" H x 3.3" D
weight	4 lbs
housing	Marine grade, corrosion resistant, heavy walled, high pressure die-cast aluminum
lens	White Opal Glass Lens
mounting	Concrete pour, masonry applications
ingress protection	IP65 : dry, damp or wet locations
faceplate finish	Marine grade 316 stainless steel

PERFORMANCE

color temperature	2700K	3000K	3500K	4000K	
lumen output	1770 lm				
lumen maintenance	L70 >70,000 hours				
color consistency	3 SDCM / 85 CRI				
operating temperature	-13°F to 104°F (-25°C to 40°C)				
warranty	5-Year limited warranty				

ELECTRICAL

input voltage	Universal 120 - 277 VAC
power supply	Integral Class II, electronic high-power factor > 94% @ 120V
certifications	ETL / cETL Listed, ADA Compliant
standards	UL1598/CSA C22.2 No. 250.0; UL 8750/CSA C22.2 No. 250.13/IES LM-79/LM-80
power consumption	34W @ 120 - 277 VAC
dimming	0-10 V (10%)

Due to continuous development and improvements, specifications are subject to change without notice. Product use certifies agreement to FC terms and conditions.



US Commercial Lighting Manufacturer Since 1982

Specification Sheet



Ordering Information

ORDERING INFORMATION

FCSL310					CRI85		17L		SS		
SERIES	VOLTAGE		CCT		CRI		LUMENS		FINISH		OPTIONS
FCSL310	UNV	120 - 277 VAC	27K	2700K	CRI85	85 CRI	17L	1770 lm (34W)	SS	Stainless Steel	LD 0-10V Dimming (Standard)
	120V	120 VAC	3K	3000K							LBB Less Back Box (for shipment separate of Back Box)
	277V	277 VAC	35K	3500K							
			4K	4000K							

BACK BOX KITS

99004-ETL Back Box Kit - Complete Back Box shipped in advance of fixture without mounting kit.

Consult Factory for other options and configurations.

To ensure you receive proper configurations for your lighting specifications, contact us directly about any unique application requirements. This may include but not be limited to lumen output, mounting needs, or electrical requirements.

Due to continuous development and improvements, specifications are subject to change without notice. Product use certifies agreement to FC terms and conditions.

 US Commercial Lighting Manufacturer Since 1982

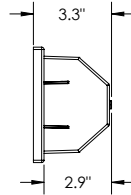

Specification Sheet



Dimensions

PRODUCT DIMENSIONS - STANDARD PRODUCT

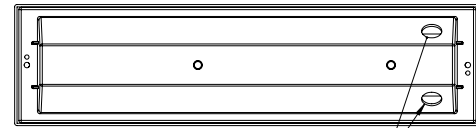
width	19.8" W
height	5.2" H
depth	3.3" D



MOUNTING - *j-box sold by others*

back box width	19.4" W
back box height	4.9" H
back box depth	2.9" D

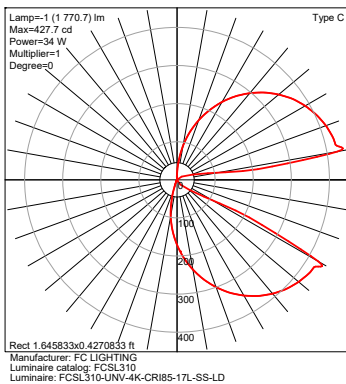
Back box mounts inside brick masonry: faceplate flush to surface or in front of surface. See installation instructions for proper mounting directions.



2X 1/2" Hole Knockouts for electrical connections.

OPTICAL DISTRIBUTION

lumen output	1770 lm @ 4000K
power consumption	34W



IES MULTIPLIER

CCT (CRI85)	Multiplier
2700	0.89
3000	0.96
3500	0.97
4000	1.00

Due to continuous development and improvements, specifications are subject to change without notice. Product use certifies agreement to FC terms and conditions.



US Commercial Lighting Manufacturer Since 1982

© FC Lighting

3609 Swenson Ave. • St. Charles, IL • 60174 | fcighting.com | 800.900.1730

Specification Sheet

JC-DM-112525