

FCW1084



ADA

Date:

Type:

Luminaire:

Project:

Approved:

FCW1084 exterior surface, trapezoidal wall-mounted luminaire. The wedge-shaped design has a timeless, simplistic style and functions well, allowing weather elements to run off the luminaire efficiently.

The FCW1084 is ADA-compliant, IP66-rated, and is available in a choice of housing colors. This small-footprint luminaire has multiple dimming protocol options (1%, 0-10V, TRIAC, or ELV) and is available with symmetrical and asymmetrical light patterns.

Lighting applications include overhead entries, illuminating building features, hallways, and perimeters.

SPECIFICATIONS

PHYSICAL

dimensions	5.6" W x 8.7" H x 4" D
weight	5 lbs
housing	Marine grade, corrosion resistant, cast aluminum
lens	0.225 inch thick tempered glass with frosted, diffused finish
mounting	Mounts directly to standard junction box
ingress protection	IP66: dry, damp or wet locations with extruded silicone gasket to seal out contaminants (down position only)
finish	Available in Black, Bronze, Graphite Grey, Silver, White and Custom Colors. Six stage chemical iron phosphate conversion pre-treatment. Polyester powder coat finish, 18 µm minimum, 5,000 hour salt spray test (ASTM B117) compliant with Florida / AAMA 2604 specification.

PERFORMANCE

color temperature	2700K, 3000K, 3500K, 4000K
lumen output	619 lm, 798 lm, 1068 lm (Asymmetrical ASY), 672 lm, 1412 lm (Symmetrical SYM) - all values @ 4K (CRI 85)
lumen maintenance	L70 > 70,000 hours
color consistency	3 SDCM / CRI 85
operating temperature	-13 to 104 °F (-25 to 40 °C)
warranty	5-Year limited warranty

ELECTRICAL

input voltage	Universal 120 - 277 VAC
power supply	Integral
certifications	ETL, cETL Listed, ADA Compliant
standards	UL 1598, CSA C22.2 No. 250.0 - Class I, IES LM-79 / LM-80
power consumption	25.7 W @ 1412 lumens (maximum)
dimming	standard: TD Tri-Dim (UNV Only), (1%, 0-10V, 120 - 277 VAC), (1%, TRIAC & ELV, 120 VAC Only), optional: PE (1%, 0-10V, 120 VAC or 277 VAC)



Ordering Information

PART NUMBER

MODEL	VOLTAGE	CCT	LUMENS	FINISH	OPTIC	OPTIONS
FCW1084	UNV	UNV 120 - 277 VAC ¹	818 (85 CRI) 1800K	SYMMETRICAL	BKE Black	SYM Symmetrical
		¹ Tri-Dim (UNV Only) (1%, 0-10V, 120-277V), (1%, TRIAC & ELV, 120V Only)	822 (85 CRI) 2200K	7L 672 lm (12 W)	BRE Bronze	ASY Asymmetrical (Forward Throw)
			827 (85 CRI) 2700K	14L 1412 lm (26 W)	GRE Graphite Grey	
	120	120 VAC w/Photo Eye ²	830 (85 CRI) 3000K	ASYMMETRICAL	SLE Silver	
		² PE (1%, 0-10V, 120 VAC)	835 (85 CRI) 3500K	6L 619 lm (12 W)	WHE White	
			840 (85 CRI) 4000K	8L 798 lm (16 W)	CCE Custom Color	
	277	277 VAC w/Photo Eye ³	850 (85 CRI) 5000K	10L 1068 lm (26 W)		
		³ PE (1%, 0-10V, 277 VAC)	857 (85 CRI) 5700K			

PE Photo Eye (120 VAC or 277 VAC) ⁴

⁴ Select this option if you have selected either PE 120 or 277 voltage

REMOTE DRIVER & BATTERY BACKUP

MODEL	VOLTAGE	CCT	LUMENS	FINISH	OPTIC	OPTIONS
FCW1084R[†]	UNV	UNV 120 - 277 VAC	818 (85 CRI) 1800K	SYMMETRICAL	BKE Black	SYM Symmetrical
			822 (85 CRI) 2200K	7L 672 lm (12 W)	BRE Bronze	ASY Asymmetrical (Forward Throw)
			827 (85 CRI) 2700K	14L 1412 lm (26 W)	GRE Graphite Grey	
			830 (85 CRI) 3000K	ASYMMETRICAL	SLE Silver	
			835 (85 CRI) 3500K	6L 619 lm (12 W)	WHE White	
			840 (85 CRI) 4000K	8L 798 lm (16 W)	CCE Custom Color	
			850 (85 CRI) 5000K	10L 1068 lm (26 W)		
			857 (85 CRI) 5700K			

BBUR¹ Battery Backup Remote (Indoor) (1%, 0-10V, 120-277V)

BBUX² Battery Backup Remote (Outdoor) Tri-Dim (UNV Only) (1%, 0-10V, 120-277V), (1%, TRIAC & ELV, 120V Only)

N/A[†] Leave Blank for Remote Driver Only (without Battery Backup)

[†] LED DRIVER REMOTE (INDOOR) IP20, IK08, NEMA 1, -20°C to +50°C, 30' MAX Distance with 12AWG.

* Consult factory for outdoor remote driver only.

¹ Battery Back-up & LED Driver Remote (INDOOR), IP20, IK08, NEMA 1, 0°C to +48°C, 30' MAX Distance with 12AWG (w/UNV Option Only)

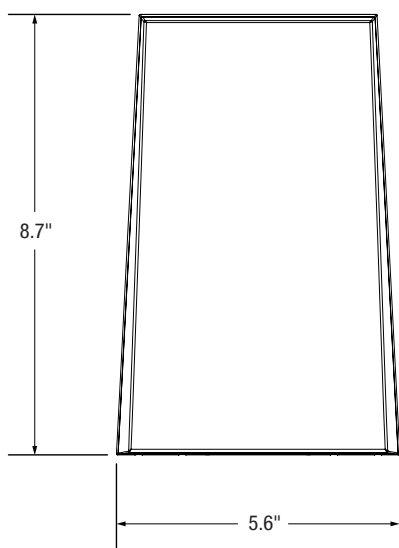
² Battery Back-up & LED Driver Remote (OUTDOOR), IP67, IK10, NEMA 4X, -20°C to +55°C, 30' MAX Distance with 12AWG (w/UNV Option Only)



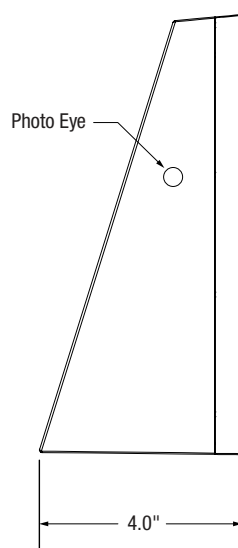
Dimensions

PRODUCT DIMENSIONS - STANDARD PRODUCT

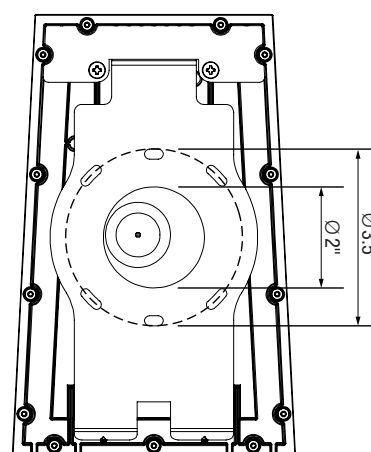
width	5.6" W
height	8.7" H
depth (bottom)	4" D



FRONT VIEW



SIDE VIEW



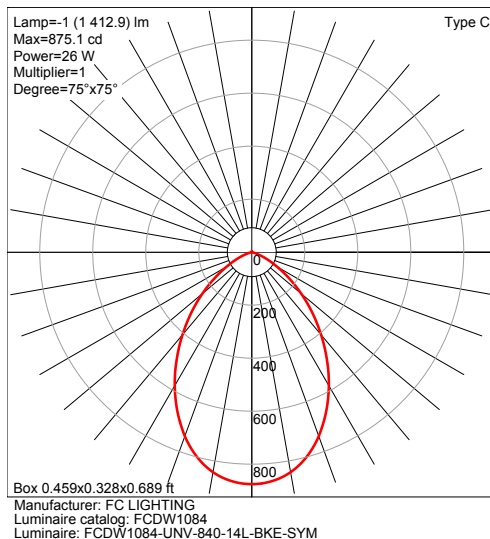
BACK VIEW

Photometry

OPTICAL DISTRIBUTION

SYM Symmetrical Distribution

Model	Watts	940
FCW1084	12 W	672 lm
	26 W	1412 lm

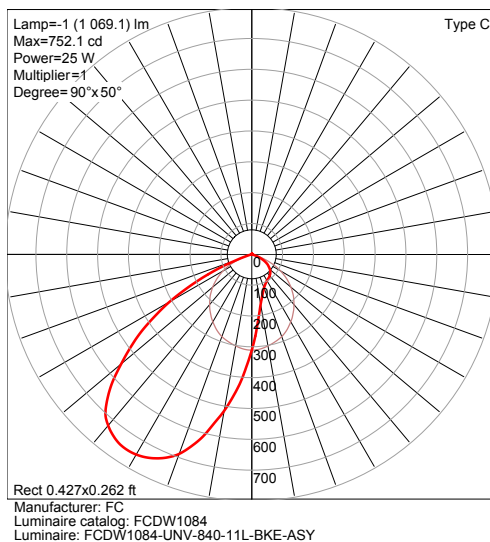


IES Multiplier	
CCT	Multiplier
18K	0.64
22K	0.79
27K	0.92
30K	0.95
35K	0.99
40K	1.00
50K	1.00
57K	1.00

*83CRI≤1.15 Consult factory.

ASY Asymmetrical Distribution

Model	Watts	940
FCW1084	12 W	619 lm
	16 W	798 lm
	26 W	1068 lm



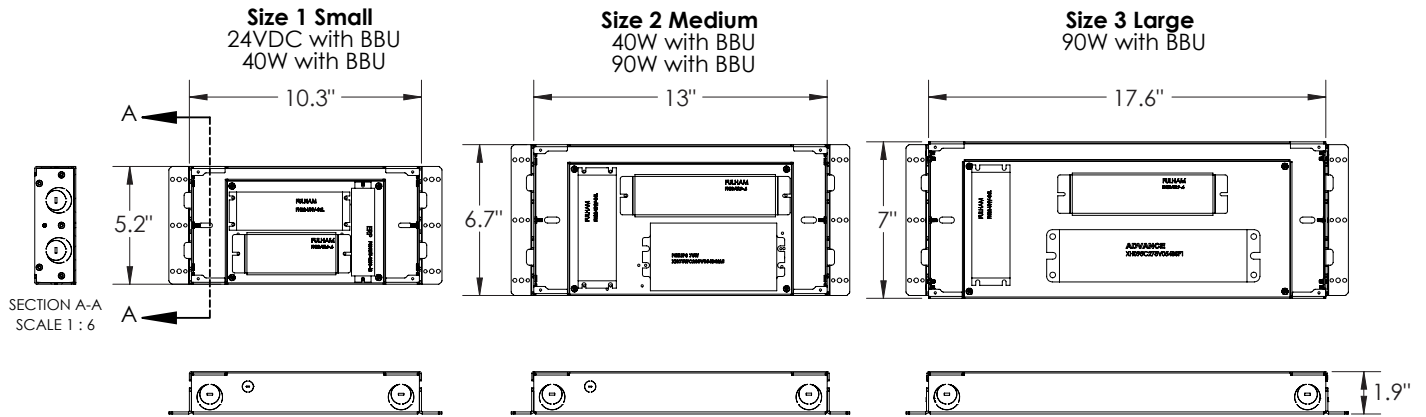
IES Multiplier	
CCT	Multiplier
18K	0.64
22K	0.79
27K	0.92
30K	0.95
35K	0.99
40K	1.00
50K	1.00
57K	1.00

*83CRI≤1.15 Consult factory.



BATTERY BACK-UPS

BBUR - BATTERY BACK-UP & LED DRIVER REMOTE (INDOOR), IP20, IK08, NEMA 1, 0°C to +48°C, 30' MAX Distance with 12AWG (w/UNV Option Only)



BBUX - BATTERY BACK-UP & LED DRIVER REMOTE (OUTDOOR), IP67, IK10, NEMA 4X, -20°C to +55°C, 30' MAX Distance with 12AWG (w/UNV Option Only)

