

FCW3062



Date:

Type:

Luminaire:

Project:

Approved:

FCW3062 Exterior Decor luminaire is a die-cast aluminum 14 inch round luminaire and is IP65 rated. This ADA compliant, easy to install luminaire has an impact resistant lens that provides ample lighting for a variety of ceiling, wall or surface applications.



SPECIFICATIONS

PHYSICAL

dimensions	14.1" Ø x 6.1" Deep
weight	4 lbs
housing	Marine grade, corrosion resistant, heavy gauge high pressure die-cast aluminum; captive stainless steel tamper resistant hex head socket screws
lens	Impact resistant, UV stabilized, white polycarbonate diffuser
mounting	Masonry applications use four (4) 0.25" x 0.75" screws with lead anchors (fasteners not included, j-box by others)
ingress protection	IP65 Rated. Suitable for wet, damp or dry location application, with extruded silicone gasket to seal out contaminants
finish	Available in Black, Bronze, Graphite Grey, Silver, White and Custom Colors. Six stage chemical iron phosphate conversion pre-treatment. Polyester powder coat finish, 18 µm minimum thickness, 5,000 hours salt spray test (ASTM B117) compliant with Florida, AAMA 2604 specification.

PERFORMANCE

color temperature	2700K, 3000K, 3500K, 4000K
lumen output	750 lm, 1400 lm, 2100 lm, 2700 lm
lumen maintenance	L70 > 72,000 hours
color consistency	3 SDCM / Standard: 85 CRI, Optional: 90 CRI
operating temperature	-13°F to 104°F (-25°C to 40°C)
warranty	5-Year limited warranty

ELECTRICAL

input voltage	Universal 120 - 277 VAC, Optional: 347 VAC (Integral)
power supply	Integral Class II, electronic high-power factor > 94% @120V
certifications	ETL/cETL Listed, CEC Title 24 JA8 compliant (only 90 CRI complies), ADA Compliant
standards	UL 1598, CSA C22.2 No. 250.0 - Class II UL8750, CSA C22.2 No. 250.13, IES LM-79 / LM-80
power consumption	52W @ 120 - 277 VAC (Maximum)
dimming	Standard: 0-10V (1%), Optional: ELV (120V only), DMX (Remote Only), DALI (Remote Only)

Due to continuous development and improvements, specifications are subject to change without notice. FC Lighting reserves the right to change lab test details or specifications without notice. Product use certifies agreement to FC Lighting terms and conditions. FCC Series Cylinder Lights are engineered and produced in our Illinois manufacturing facility.



Ordering Information

ORDERING INFORMATION

FCW3062						
SERIES	VOLTAGE	CCT	CRI	LUMENS	FINISH	OPTIONS
FCW3062	UNV 120 - 277 VAC	27K 2700K	CRI85 85 CRI (Standard)	8L 750 lm (14W)	BKE Black	LD 0-10V Dimming, 1% (Standard)
	120V 120 VAC (PE Option)	3K 3000K	CRI90 90 CRI	14L 1400 lm (26W)	BRE Bronze	ELV* ELV Dimming (120 VAC Only)
	277V 277 VAC (PE Option)	35K 3500K		21L 2100 lm (39W)	GRE Graphite Grey	DMX DMX Dimming (Remote Only)
	347V 347 VAC (Integral)	4K 4000K		27L 2700 lm (52W)	SLE Silver	DALI DALI Dimming (Remote Only)
					WHE White	TPS DALI Dimming (Remote Only)
					CCE Custom Color	F Fused Line (For Driver Only)
						CSM Conduit Surface Mount Box
						PE120 Photo Eye for 120 VAC (Not w/BBUR)
						PE277 Photo Eye for 277 VAC (Not w/BBUR)
						SP20 20kV Surge Protector
						BBU Battery Backup, Integral
						SP20- (2) 20kV Surge Protectors (1/LED Driver, 1/BBU) & Battery Backup

REMOTE DRIVER & BATTERY BACKUP

FCW3062R	UNV					
SERIES	VOLTAGE	CCT	CRI	LUMENS	FINISH	OPTIONS
FCW3062R [†]	UNV 120 - 277 VAC	27K 2700K	CRI85 85 CRI (Standard)	8L 750 lm (14W)	BKE Black	LD 0-10V Dimming, 1% (Standard)
		3K 3000K	CRI90 90 CRI	14L 1400 lm (26W)	BRE Bronze	ELV* ELV Dimming (120 VAC Only)
		35K 3500K		21L 2100 lm (39W)	GRE Graphite Grey	DMX DMX Dimming (Remote Only)
		4K 4000K		27L 2700 lm (52W)	SLE Silver	DALI DALI Dimming (Remote Only)
					WHE White	TPS Tamper Proof Screws
					CCE Custom Color	F Fused Line (For Driver Only)
						CSM Conduit Surface Mount Box
						BBUR ¹ Battery Backup Remote (Indoor)
						SP20-BBUR (2) 20kV Surge Protectors (1/LED Driver, 1/BBUR) & Battery Backup, Remote (Indoor)
						BBUX ² Battery Backup Remote (Outdoor)
						SP20-BBUX (2) 20kV Surge Protectors (1/LED Driver, 1/BBU) & Battery Backup, Remote (Outdoor)
						DRR ¹ LED Driver Only Remote (Indoor)
						DRX ² LED Driver Only Remote (Outdoor)

[†] LED DRIVER REMOTE (INDOOR) IP20, IK08, NEMA 1, -20°C to +50°C, 30' MAX Distance with 12AWG.

* Consult factory for outdoor remote driver only.

¹ Battery Back-up & LED Driver Remote (Indoor), IP20, IK08, NEMA 1, 0° to 48°C (32° to 118°F), 30 FT Maximum Distance with 12AWG (with UNV Option Only), 500 Lumens Nominal (with UNV Option Only)

² Battery Back-up & LED Driver Remote (Outdoor), IP67, IK10, NEMA 4X, -20 to 55°C (-4 to 131°F), 30 FT Maximum Distance with 12AWG (with UNV Option Only), 600 Lumens Nominal

Consult Factory for other options and configurations.

To ensure you receive proper configurations for your lighting specifications, contact us directly about any unique application requirements. This may include but not be limited to lumen output, mounting needs, or electrical requirements.

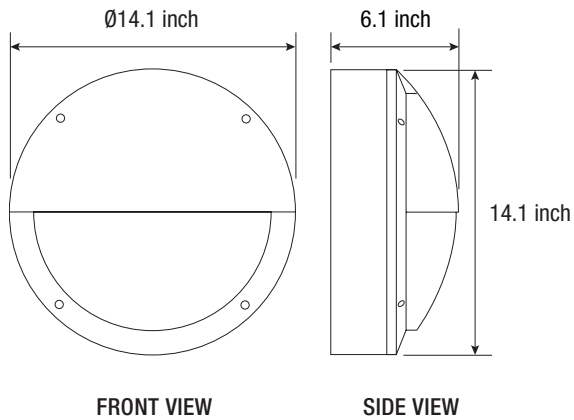
Due to continuous development and improvements, specifications are subject to change without notice. FC Lighting reserves the right to change lab test details or specifications without notice. Product use certifies agreement to FC Lighting terms and conditions. FCC Series Cylinder Lights are engineered and produced in our Illinois manufacturing facility.



Dimensions

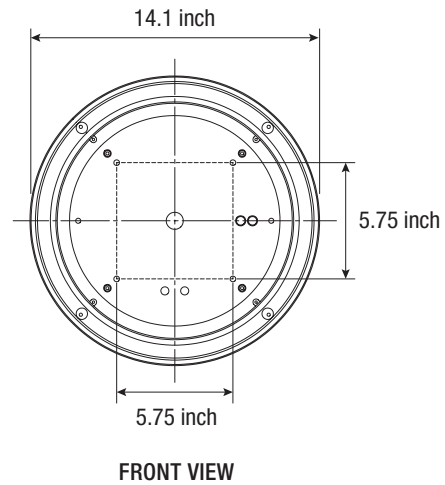
PRODUCT DIMENSIONS - STANDARD PRODUCT

width	14.1" Ø
depth	6.1" D

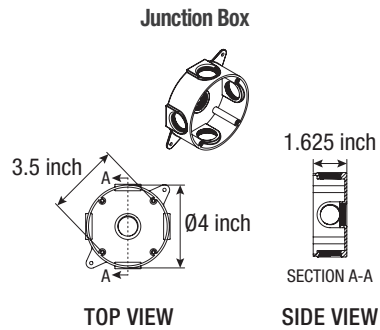
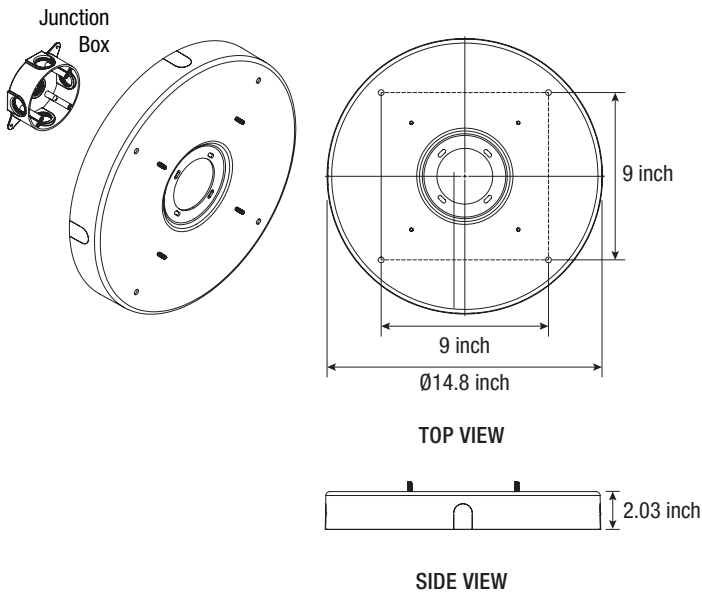


MOUNTING - *j-box sold by others*

surface mounting width	14.1" W
------------------------	---------



CONDUIT SURFACE MOUNT (CSM)



Due to continuous development and improvements, specifications are subject to change without notice. FC Lighting reserves the right to change lab test details or specifications without notice. Product use certifies agreement to FC Lighting terms and conditions. FCC Series Cylinder Lights are engineered and produced in our Illinois manufacturing facility.



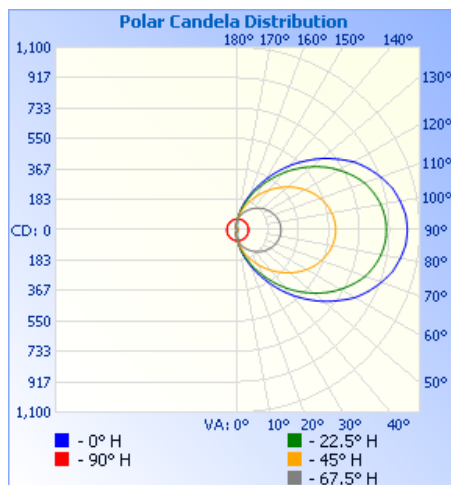
Photometry

OPTICAL DISTRIBUTION

lumen output	2700 lm @ 4000K
power consumption	52W

Illuminance at a Distance		
	Center Beam fc	Beam Width
1.7R	22.6 fc	4.1 ft
3.3R	6.00 fc	7.9 ft
5.0R	2.61 fc	11.9 ft
6.7R	1.46 fc	16.0 ft
8.3R	0.95 fc	19.8 ft
10.0R	0.65 fc	23.9 ft
■ Beam Spread: 100.1°		

illuminations testing laboratory :



COLOR	MULTIPLIER
80 CRI - 2700K CCT	0.89
80 CRI - 3000K CCT	0.96
80 CRI - 3500K CCT	0.96
80 CRI - 4000K CCT	1.00
90 CRI - 2700K CCT	0.70
90 CRI - 3000K CCT	0.70
90 CRI - 3500K CCT	0.78
90 CRI - 4000K CCT	0.78

FCW3062

FIND IES FILES ON FCLIGHTING.COM

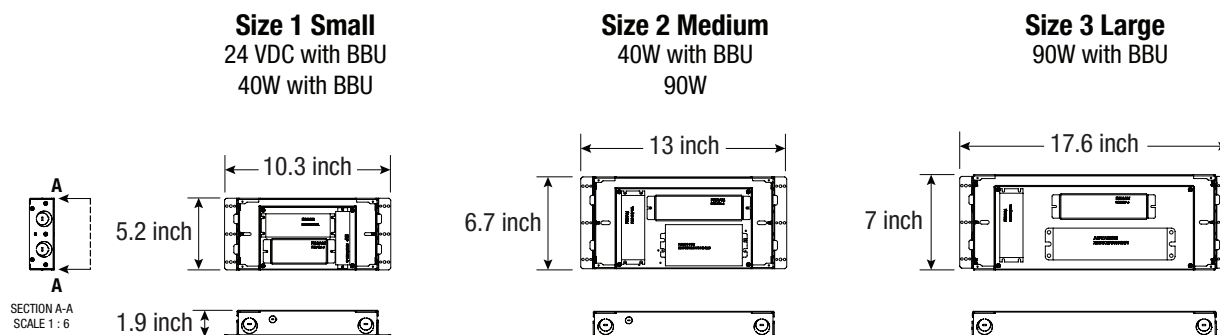


Due to continuous development and improvements, specifications are subject to change without notice. FC Lighting reserves the right to change lab test details or specifications without notice. Product use certifies agreement to FC Lighting terms and conditions. FCC Series Cylinder Lights are engineered and produced in our Illinois manufacturing facility.

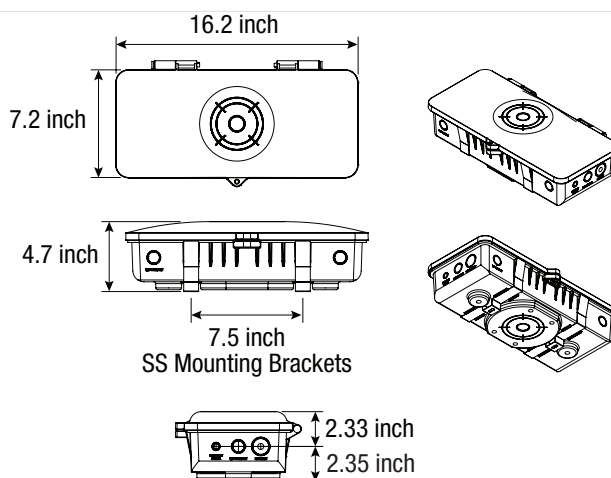


Battery Backups

BBUR — Battery Backup & LED Driver Remote (Indoor), IP20, IK08, NEMA 1, 0 to 48 °C (32 to 118 °F), 30 feet Maximum Distance with 12 AWG (with UNV Option Only)



BBUX — Battery Backup & LED Driver Remote (Outdoor), IP67, IK10, NEMA 4X, -20 to 55 °C (-4 to 131 °F), 30 feet Maximum Distance with 12AWG (with UNV Option Only)



Due to continuous development and improvements, specifications are subject to change without notice. FC Lighting reserves the right to change lab test details or specifications without notice. Product use certifies agreement to FC Lighting terms and conditions. FCC Series Cylinder Lights are engineered and produced in our Illinois manufacturing facility.