

FCW3150



Date:

Type:

Luminaire:

Project:

Approved:

FCW3150 Exterior Decor oval luminaire with eyelid face is a die-cast aluminum ceiling or wall mount luminaire and is IP65 rated. This ADA compliant, easy to install luminaire has an impact resistant lens and provides ample lighting for ceiling, wall or surface mounting. Face options available in this family of luminaires with finish and color temperature options to specify a wide variety of applications.



SPECIFICATIONS

PHYSICAL

dimensions	7" W x 10.8" H x 3.2" D
weight	2.5 lbs
housing	Marine grade, corrosion resistant, heavy gauge high pressure die-cast aluminum; captive stainless steel tamper resistant hex head socket screws
lens	Impact and vandal resistant, UV stabilized, white opal, polycarbonate
mounting	Masonry applications use four (4) 0.25" x 0.75" screws with lead anchors (fasteners not included, j-box by others)
ingress protection	IP65 Rated. Suitable for wet, damp or dry location application, with extruded silicone gasket to seal out contaminants
finish	Available in Black, Bronze, Graphite Grey, Silver, White and Custom Colors. Six stage chemical iron phosphate conversion pre-treatment. Polyester powder coat finish, 18 µm minimum thickness, 5,000 hours salt spray test (ASTM B117) compliant with Florida, AAMA 2604 specification.

PERFORMANCE

color temperature	2700K, 3000K, 3500K, 4000K
lumen output	1140 lm, 1500 lm, 2340 lm, 3200 lm
lifetime	L70 >70,000 hours
color consistency	3 SDCM / Standard: 85 CRI, Optional: 90 CRI
operating temperature	-13°F to 104°F (-25°C to 40°C)
junction temperature	73°C @ T ^a 25°C
warranty	5-Year limited warranty

ELECTRICAL

input voltage	Universal 120 - 277 VAC Optional: 347 VAC (Remote)
power supply	Integral Class II, electronic high-power factor > 94% @ 120V
certifications	ETL/cETL Listed, CEC Title 24 JA8 compliant (only 90CRI complies), ADA Compliant
standards	UL 1598, CSA C22.2 No. 250.0, UL 8750, CSA C22.2 No. 250.13 - Class II, IES LM-79 / LM-80
power consumption	37W @ 120V (Maximum)
dimming interface	Standard: 0-10V (1%) Optional: ELV (120V Only) / DMX (Remote) / DALI (Remote)

Due to continuous development and improvements, specifications are subject to change without notice. FC Lighting reserves the right to change lab test details or specifications without notice. Product use certifies agreement to FC Lighting terms and conditions. FCC Series Cylinder Lights are engineered and produced in our Illinois manufacturing facility.



Ordering Information

ORDERING INFORMATION

FCW3150																
Series		Voltage		CCT	CRI	LUMENS		Finish		Options						
FCW3150	UNV	120 - 277 VAC		27K	2700K	CRI85	85 CRI (Standard)		12L	1140 lm (14W)		BKE	Black	LD	0-10V Dimming (10%)	
	347V	347 VAC (Remote)		3K	3000K	CRI90	90 CRI		15L	1500 lm (18.5W)		BRE	Bronze	ELV*	ELV Dimming (120V Only)	
				35K	3500K				24L	2340 lm (27W)		GRE	Graphite Grey	DMX	DMX Dimming (Remote Only)	
				4K	4000K				32L	3200 lm (37W)		SLE	Silver	DALI	DALI Dimming (Remote Only)	
												WHE	White			
													CCE	Custom Color		

REMOTE DRIVER & BATTERY BACKUP

FCW3150R	UNV											
SERIES	VOLTAGE		CCT		CRI		LUMENS		FINISH		OPTIONS	
FCW3150R†	UNV	120 - 277 VAC	27K	2700K	CRI85	85 CRI (Standard)	12L	1140 lm (14W)	BKE	Black	LD	0-10V Dimming (10%)
			3K	3000K	CRI90	90 CRI	15L	1500 lm (18.5W)	BRE	Bronze	DMX	DMX Dimming (Remote Only)
			35K	3500K			24L	2340 lm (27W)	GRE	Graphite Grey	DALI	DALI Dimming (Remote Only)
			4K	4000K			32L	3200 lm (37W)	SLE	Silver	BBUR¹	Battery Backup Remote (Indoor)
									WHE	White	BBUX²	Battery Backup Remote (Outdoor)
									CCE	Custom Color	DRR¹	LED Driver Only Remote (Indoor)
											DRX²	LED Driver Only Remote (Outdoor)

† LED DRIVER REMOTE (INDOOR) IP20, IK08, NEMA 1, -20°C to +50°C, 30' MAX Distance with 12AWG.

* Consult factory for outdoor remote driver only.

[†] LED DRIVER REMOTE (INDOOR) IP20, IK08, NEMA 1, -20°C to +50°C, 30' MAX Distance with 12AWG.

* Consult factory for outdoor remote driver only.

¹ Battery Back-up & LED Driver Remote (Indoor), IP20, IK08, NEMA 1, 0° to 48°C (32° to 118°F), 30 FT Maximum Distance with 12AWG (with UNV Option Only), 500 Lumens Nominal (with UNV Option Only)

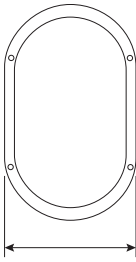
² Battery Back-up & LED Driver Remote (Outdoor), IP67, IK10, NEMA 4X, -20 to 55°C (-4 to 131°F), 30 FT Maximum Distance with 12AWG (with UNV Option Only), 600 Lumens Nominal

Due to continuous development and improvements, specifications are subject to change without notice. FC Lighting reserves the right to change lab test details or specifications without notice. Product use certifies agreement to FC Lighting terms and conditions. FCC Series Cylinder Lights are engineered and produced in our Illinois manufacturing facility.



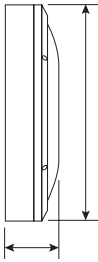
Dimensions

PRODUCT DIMENSIONS - STANDARD PRODUCT		MOUNTING - <i>j-box sold by others</i>	
height	7" W	mounting plate width	6.75" W
width	10.8" H	mounting diameter	2.75" or 3.5"
depth	3.2" D		6.75 inch mounting plate: mounts flush to surface, included with luminaire



7 inch

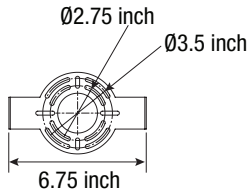
FRONT VIEW



3.2 inch

10.8 inch

SIDE VIEW



Ø2.75 inch

Ø3.5 inch

6.75 inch

Due to continuous development and improvements, specifications are subject to change without notice. FC Lighting reserves the right to change lab test details or specifications without notice. Product use certifies agreement to FC Lighting terms and conditions. FCC Series Cylinder Lights are engineered and produced in our Illinois manufacturing facility.



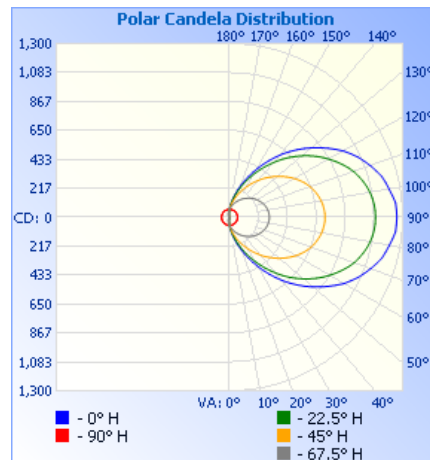
Photometry

OPTICAL DISTRIBUTION

lumen output	3200 lm @ 4000K
power consumption	37W

Illuminance at a Distance			
	Center Beam fc	Beam Width	
1.7ft	20.7 fc	4.0 ft	4.0 ft
3.3ft	5.48 fc	7.7 ft	7.7 ft
5.0ft	2.39 fc	11.7 ft	11.7 ft
6.7ft	1.33 fc	15.7 ft	15.7 ft
8.3ft	0.87 fc	19.5 ft	19.5 ft
10.0ft	0.60 fc	23.4 ft	23.5 ft
<div> <div style="display: inline-block; width: 10px; height: 10px; background-color: blue; margin-right: 5px;"></div> Vert. Spread: 99.0° <div style="display: inline-block; width: 10px; height: 10px; background-color: red; margin-left: 10px; margin-right: 5px;"></div> Horiz. Spread: 99.1° </div>			

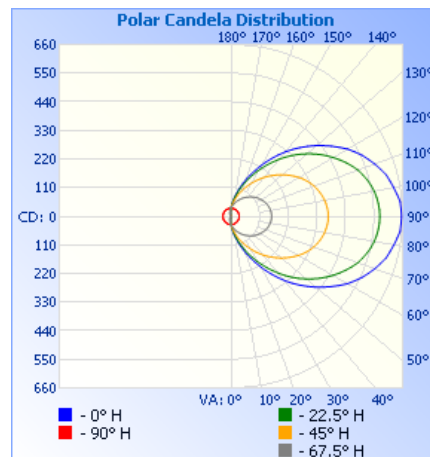
illuminations testing laboratory : Report #1293



lumen output	1681 Lm @ 4000K
power consumption	19W

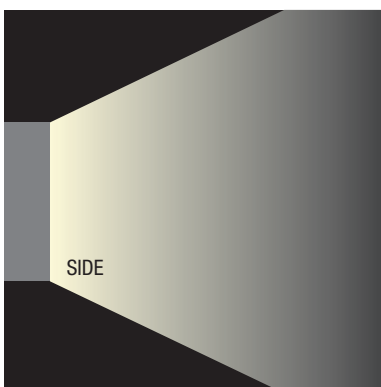
Illuminance at a Distance			
	Center Beam fc	Beam Width	
1.7ft	10.8 fc	4.0 ft	4.0 ft
3.3ft	2.86 fc	7.7 ft	7.7 ft
5.0ft	1.25 fc	11.7 ft	11.7 ft
6.7ft	0.69 fc	15.7 ft	15.7 ft
8.3ft	0.45 fc	19.5 ft	19.5 ft
10.0ft	0.31 fc	23.4 ft	23.5 ft
<div> <div style="display: inline-block; width: 10px; height: 10px; background-color: blue; margin-right: 5px;"></div> Vert. Spread: 99.0° <div style="display: inline-block; width: 10px; height: 10px; background-color: red; margin-left: 10px; margin-right: 5px;"></div> Horiz. Spread: 99.1° </div>			

illuminations testing laboratory : Report #1293-L



FCW3150

FIND IES FILES ON FCLIGHTING.COM



Due to continuous development and improvements, specifications are subject to change without notice. FC Lighting reserves the right to change lab test details or specifications without notice. Product use certifies agreement to FC Lighting terms and conditions. FCC Series Cylinder Lights are engineered and produced in our Illinois manufacturing facility.

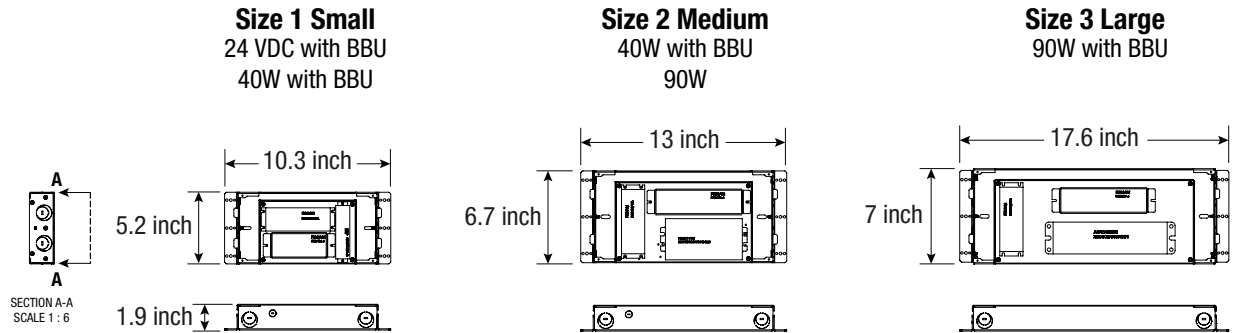
 US Commercial Lighting Manufacturer Since 1982

Specification Sheet

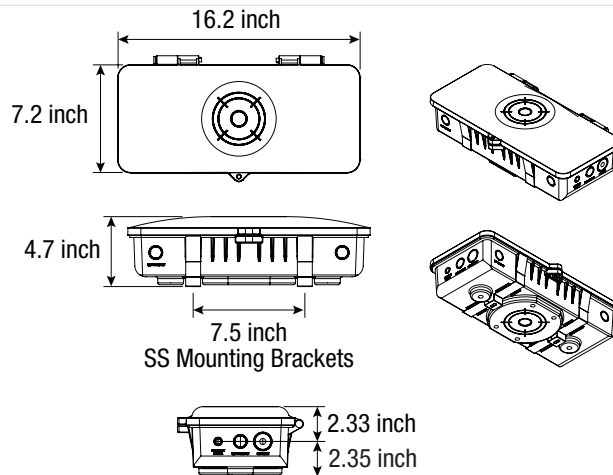


Battery Backups

BBUR — Battery Backup & LED Driver Remote (Indoor), IP20, IK08, NEMA 1, 0 to 48 °C (32 to 118 °F), 30 feet Maximum Distance with 12 AWG (with UNV Option Only)



BBUX — Battery Backup & LED Driver Remote (Outdoor), IP67, IK10, NEMA 4X, -20 to 55 °C (-4 to 131 °F), 30 feet Maximum Distance with 12AWG (with UNV Option Only)



Due to continuous development and improvements, specifications are subject to change without notice. FC Lighting reserves the right to change lab test details or specifications without notice. Product use certifies agreement to FC Lighting terms and conditions. FCC Series Cylinder Lights are engineered and produced in our Illinois manufacturing facility.