

## FCW3352



Date:

Type:

Luminaire:

Project:

Approved:

**FCW3352** Exterior Decor luminaire is a die-cast aluminum 10-inch square luminaire and is IP65 rated. This ADA compliant, easy to install luminaire has an impact resistant lens that provides ample lighting for a variety of ceiling, wall or surface applications.



### SPECIFICATIONS

#### PHYSICAL

<b>dimensions</b>	10.6" Square x 3.5" Deep
<b>weight</b>	2.5 lbs
<b>housing</b>	Marine grade, corrosion resistant, heavy gauge high pressure die-cast aluminum; captive stainless steel tamper resistant hex head socket screws
<b>lens</b>	Impact and vandal resistant, UV stabilized, white opal, polycarbonate
<b>mounting</b>	Masonry applications use four (4) 0.25" x 0.75" screws with lead anchors (fasteners not included, j-box by others)
<b>ingress protection</b>	IP65 Rated. Suitable for wet, damp or dry location application, with extruded silicone gasket to seal out contaminants
<b>finish</b>	Available in Black, Bronze, Graphite Grey, Silver, White and Custom Colors. Six stage chemical iron phosphate conversion pre-treatment. Polyester powder coat finish, 18 µm minimum thickness, 5,000 hours salt spray test (ASTM B117) compliant with Florida, AAMA 2604 specification.

#### PERFORMANCE

<b>color temperature</b>	2700K, 3000K, 3500K, 4000K
<b>lumen output</b>	700 lm, 1050 lm, 1550 lm, 2050 lm
<b>lumen maintenance</b>	L70 > 72,000 hours
<b>color consistency</b>	3 SDCM / Standard: 85 CRI, Optional: 90 CRI
<b>operating temperature</b>	-13°F to 104°F (-25°C to 40°C)
<b>warranty</b>	5-Year limited warranty

#### ELECTRICAL

<b>input voltage</b>	Universal 120 - 277 VAC, Optional: 347 VAC (Integral)
<b>power supply</b>	Integral Class II, electronic high-power factor > 94% @ 120V
<b>certifications</b>	ETL/cETL Listed, CEC Title 24 JA8 compliant (only 90 CRI complies), ADA Compliant
<b>standards</b>	UL 1598, CSA C22.2 No. 250.0 - Class II UL8750, CSA C22.2 No. 250.13, IES LM-79 / LM-80
<b>power consumption</b>	41W @ 120 - 277 VAC (Maximum)
<b>dimming</b>	Standard: 0-10V (1%), Optional: ELV (120V only), DMX (Remote Only), DALI (Remote Only)

Due to continuous development and improvements, specifications are subject to change without notice.  
Product use certifies agreement to FC Lighting terms and conditions.





# Ordering Information

## ORDERING INFORMATION

FCW3352							
SERIES	VOLTAGE	CCT	CRI	LUMENS	FINISH	OPTIONS	
FCW3352	UNV 120 - 277 VAC	27K 2700K	CRI85 85 CRI (Standard)	7L 700 lm (14W)	BKE Black	LD 0-10V Dimming, 1% (Standard)	
	120V 120 VAC	3K 3000K	CRI90 90 CRI	11L 1050 lm (21W)	BRE Bronze	ELV* ELV Dimming (120 VAC Only)	
	347V 347 VAC (Integral)	35K 3500K		16L 1550 lm (31W)	GRE Graphite Grey	TPS Tamper Proof Screws	
		4K 4000K		21L 2050 lm (41W)	SLE Silver	F Fused Line	
					WHE White	CSM Conduit Surface Mount Box	
					CCE Custom Color	PE120 Photo Eye for 120 VAC	
						PE277 Photo Eye for 277 VAC	
						SP20 20kV Surge Protector	

## REMOTE DRIVER & BATTERY BACKUP

FCW3352R	UNV						
SERIES	VOLTAGE	CCT	CRI	LUMENS	FINISH	OPTIONS	
FCW3352R†	UNV 120 - 277 VAC	27K 2700K	CRI85 85 CRI (Standard)	7L 700 lm (14W)	BKE Black	LD 0-10V Dimming, 1% (Standard)	
		3K 3000K	CRI90 90 CRI	11L 1050 lm (21W)	BRE Bronze	DMX DMX Dimming (Remote Only)	
		35K 3500K		16L 1550 lm (31W)	GRE Graphite Grey	DALI DALI Dimming (Remote Only)	
		4K 4000K		21L 2050 lm (41W)	SLE Silver	TPS Tamper Proof Screws	
					WHE White	F Fused Line (For Driver Only)	
					CCE Custom Color	CSM Conduit Surface Mount Box	
						BBUR¹ Battery Backup Remote (Indoor)	
						SP20-BBUR (2) 20kV Surge Protectors (1/LED Driver, 1/BBUR) & Battery Backup, Remote (Indoor)	
						BBUX² Battery Backup Remote (Outdoor)	
						SP20-BBUX (2) 20kV Surge Protectors (1/LED Driver, 1/BBU) & Battery Backup, Remote (Outdoor)	
						DRR¹ LED Driver Only Remote (Indoor)	
						DRX² LED Driver Only Remote (Outdoor)	

† LED DRIVER REMOTE (INDOOR) IP20, IK08, NEMA 1, -20°C to +50°C; 30' MAX Distance with 12AWG.

\*Consult factory for outdoor remote driver only.

¹ Battery Back-up & LED Driver Remote (Indoor), IP20, IK08, NEMA 1, 0° to 48°C (32° to 118°F), 30 FT Maximum Distance with 12AWG (with UNV Option Only), 500 Lumens Nominal (with UNV Option Only)

² Battery Back-up & LED Driver Remote (Outdoor), IP67, IK10, NEMA 4X, -20 to 55°C (-4 to 131°F), 30 FT Maximum Distance with 12AWG (with UNV Option Only), 600 Lumens Nominal

### Consult Factory for other options and configurations.

To ensure you receive proper configurations for your lighting specifications, contact us directly about any unique application requirements. This may include but not be limited to lumen output, mounting needs, or electrical requirements.

Due to continuous development and improvements, specifications are subject to change without notice.  
Product use certifies agreement to FC Lighting terms and conditions.

 US Commercial Lighting Manufacturer Since 1982

© FC Lighting 3609 Swenson Ave. • St. Charles, IL • 60174 | fcighting.com | 800.900.1730

Specification Sheet

TG-DM-091025

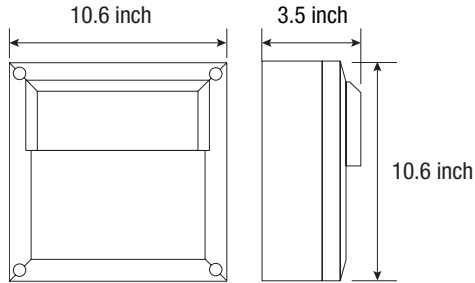




# Dimensions

## PRODUCT DIMENSIONS - STANDARD PRODUCT

width	10.6" W
depth	3.5" D



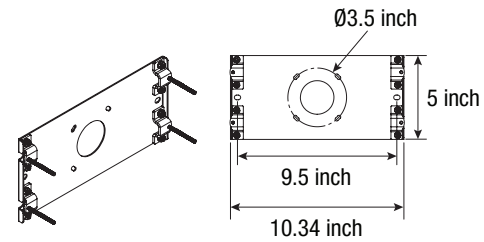
FRONT VIEW

SIDE VIEW

## MOUNTING - *j-box sold by others*

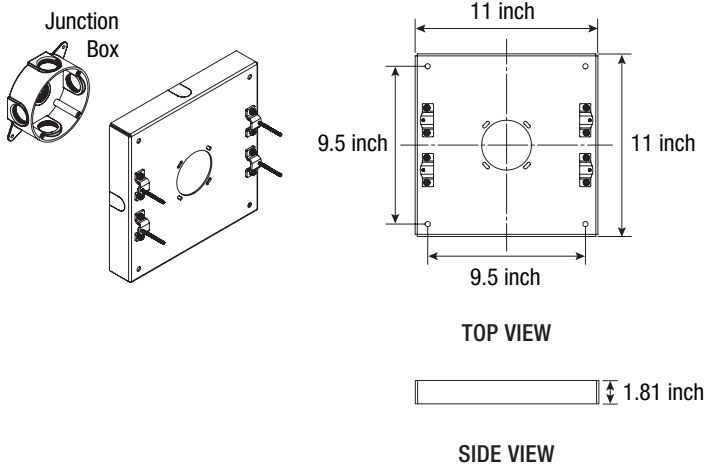
mounting plate width	10.34" W
----------------------	----------

mounting plate mounts flush to surface, included with luminaire



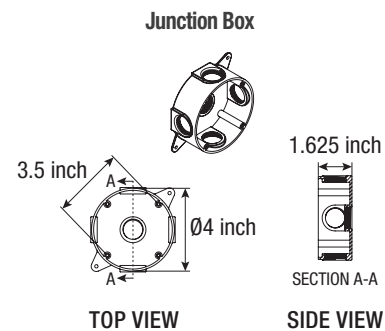
Mounting plate mounts flush to surface, included with luminaire.

## CONDUIT SURFACE MOUNT (CSM)



TOP VIEW

SIDE VIEW



TOP VIEW

SIDE VIEW

Due to continuous development and improvements, specifications are subject to change without notice. Product use certifies agreement to FC Lighting terms and conditions.





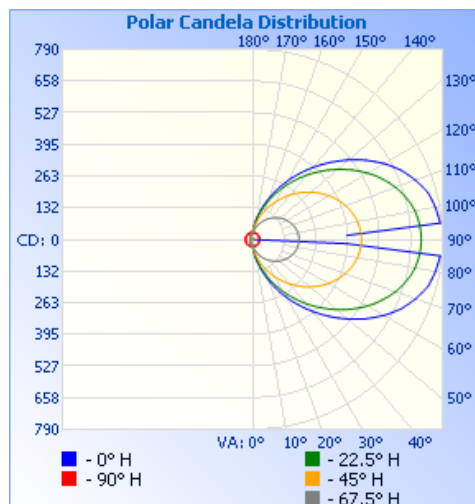
# Photometry

## OPTICAL DISTRIBUTION

<b>lumen output</b>	2050 lm @ 4000K
<b>power consumption</b>	41W

Illuminance at a Distance			
	Center Beam fc	Beam Width	
1.7ft	10.1 fc	4.0 ft	1.5 ft
3.3ft	2.67 fc	7.8 ft	2.9 ft
5.0ft	1.16 fc	11.8 ft	4.4 ft
6.7ft	0.65 fc	15.9 ft	5.9 ft
8.3ft	0.42 fc	19.7 ft	7.3 ft
10.0ft	0.29 fc	23.7 ft	8.8 ft
■ Vert. Spread: 99.7° ■ Horiz. Spread: 47.5°			

iti illuminations testing laboratory :



COLOR	MULTIPLIER
80 CRI - 2700K CCT	0.89
80 CRI - 3000K CCT	0.96
80 CRI - 3500K CCT	0.96
80 CRI - 4000K CCT	1.00
90 CRI - 2700K CCT	0.70
90 CRI - 3000K CCT	0.70
90 CRI - 3500K CCT	0.78
90 CRI - 4000K CCT	0.78

FCW3352

FIND IES FILES ON FCLIGHTING.COM



Due to continuous development and improvements, specifications are subject to change without notice.  
Product use certifies agreement to FC Lighting terms and conditions.

 US Commercial Lighting Manufacturer Since 1982

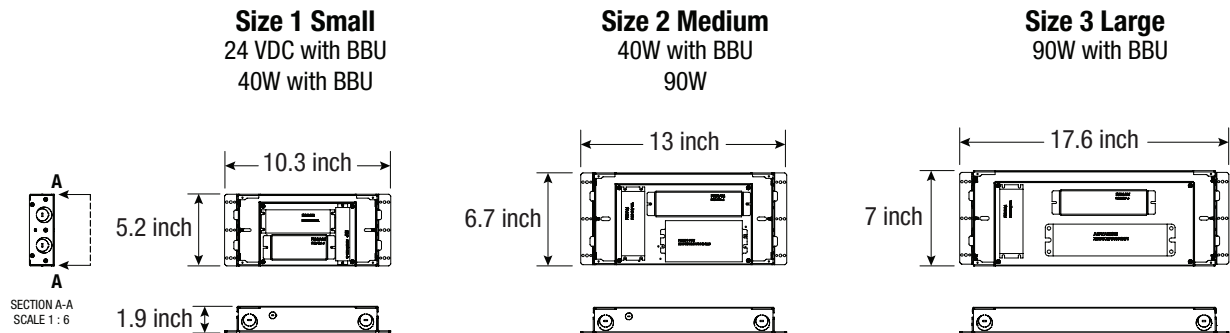
Specification Sheet



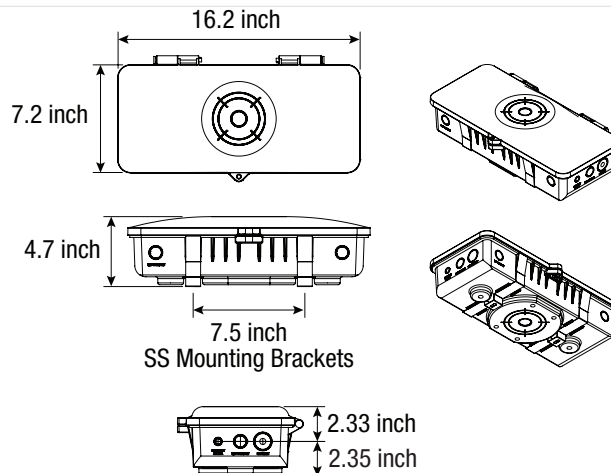


# Battery Backups

**BBUR** — Battery Backup & LED Driver Remote (Indoor), IP20, IK08, NEMA 1, 0 to 48 °C (32 to 118 °F), 30 feet Maximum Distance with 12 AWG (with UNV Option Only)



**BBUX** — Battery Backup & LED Driver Remote (Outdoor), IP67, IK10, NEMA 4X, -20 to 55 °C (-4 to 131 °F), 30 feet Maximum Distance with 12AWG (with UNV Option Only)



Due to continuous development and improvements, specifications are subject to change without notice.  
Product use certifies agreement to FC Lighting terms and conditions.