

FCB6C-18L02



Date:

Type:

Fixture:

Project:

Approved:

FCB6C-18L02 Exterior die-cast aluminum, 6" nominal diameter bollard with a 180° window and 2" high lens.

SPECIFICATIONS

PHYSICAL

dimensions	39.50" H x 5.50" ø
weight	18 lbs
housing	Marine grade, corrosion resistant, heavy gauge extruded aluminum
lens	Impact resistant, UV stabilized, opal, polycarbonate diffuser
mounting	Heavy wall base bracketing for bollard installation provides a unique mounting solution, so the tower body anchors flush to the ground without the appearance of a base plate, anchor bolts included
ingress protection	IP66: dry, damp, or wet locations
finish	Available in Black, Bronze, Graphite Grey, Silver, White and Custom Colors. Six stage chemical iron phosphate conversion pre-treatment. Polyester powder coat finish, 18 µm Min., 5000hr salt spray test (ASTM B117) compliant with Florida / AAMA 2604 specification.

PERFORMANCE

color temperature	2700K	3000K	3500K	4000K
lumen output	223	235	247	260
lumen maintenance	L70 >70,000 hours			
color consistency	3 SDCM 85 CRI			
operating temperature	-13°F to 104°F (-25°C to 40°C)			
warranty	5-Year limited warranty			

ELECTRICAL

input voltage	Universal 120 - 277 VAC optional: 347 VAC 480 VAC
power supply	Integral Class II, electronic, high power factor > 94% @120V
certification	ETL/cETL Listed
standards	UL1598 / CSA C22.2 No. 250.0; UI 8750 / CSA C22.2 No. 250.13 / IES LM-79 / LM-80
power consumption	6W @ 120 - 277 VAC (maximum)
dimming	0-10V (10%)

Due to continuous development and improvements, specifications are subject to change without notice.
Product use certifies agreement to FC Lighting terms and conditions.



Ordering Information

ORDERING INFORMATION

FCB6C18L02		39		3L		
SERIES	VOLTAGE	HEIGHT	CCT	LUMENS	FINISH	OPTIONS
FCB6C-18L02	UNV UNV 120 - 277 VAC	39 39.5"	27K 2700K	3L 260 lm (6W)	BKE Black	LD 0-10V Dimming (Standard)
	347V 347 VAC		3K 3000K		BRE Bronze	SP20 20kV Surge Protector
	480V 480 VAC		35K 3500K		GRE Graphite Grey	BBU Battery Backup (Integral)
	120V 120 VAC (Photo Eye)		4K 4000K		SLE Silver	SP20-BBU (2) 20kV Surge Protectors (1/LED Driver, 1/BBU) and Battery Backup (Integral)
	277V 277 VAC (Photo Eye)				WHE White	
					CCE Custom Color	PE120 Photo Eye for 120 VAC
						PE277 Photo Eye for 277 VAC
						LAB' Less Anchor Bolt Kit - for shipment separate of Anchor Bolt Kit

ANCHOR BOLT KITS

A00636

Anchor Bolt Kit - Complete Anchor Bolt Kit shipped in advance of fixture.

¹ **Note:** Fixture must be mounted into FC Lighting supplied Anchor Bolt Kit shipped with or separate of fixture.

Consult Factory for other options and configurations.

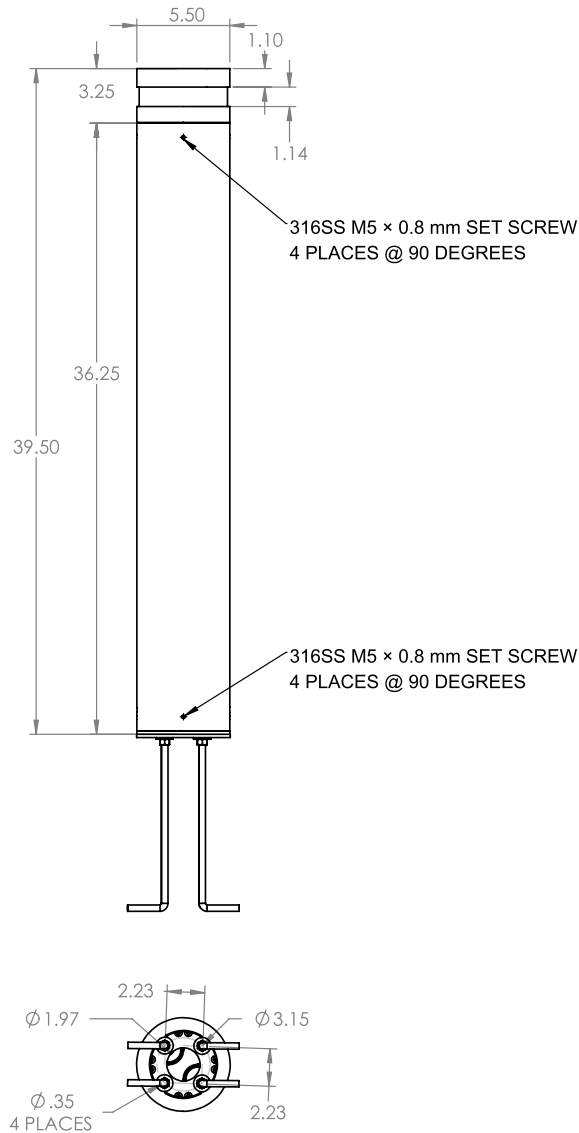
To ensure you receive proper configurations for your lighting specifications, contact us directly about any unique application requirements. This may include but not be limited to lumen output, mounting needs, or electrical requirements.

Due to continuous development and improvements, specifications are subject to change without notice.
Product use certifies agreement to FC Lighting terms and conditions.

Physical



PRODUCT DIMENSIONS - STANDARD PRODUCT



MOUNTING

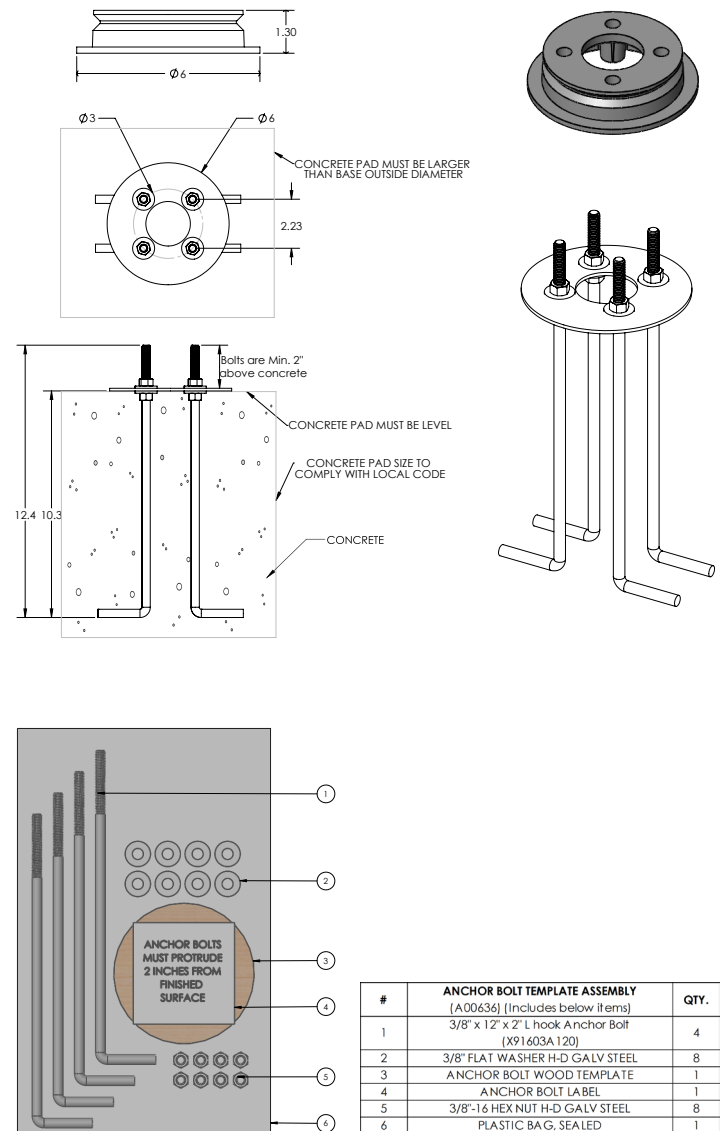
Mounting Plate Diameter

Ø 6"

Anchor Bolt Template Assembly

A00636

(Includes the below items listed)

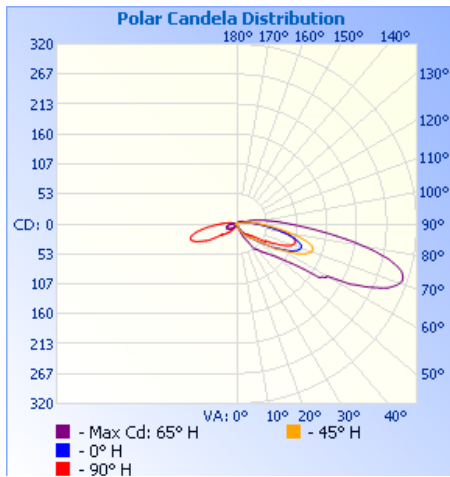


Due to continuous development and improvements, specifications are subject to change without notice.
Product use certifies agreement to FC Lighting terms and conditions.

Photometry



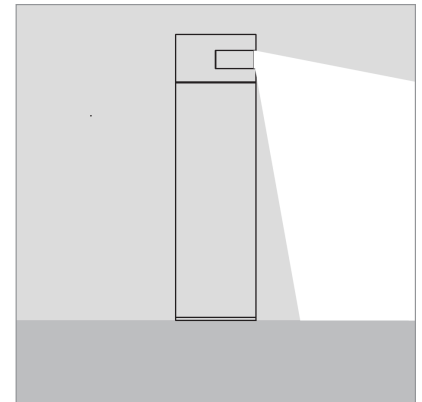
OPTICAL DISTRIBUTION



Illuminance at a Distance

	Center Beam fc	Beam Width
1.7ft	0.15 fc	0.9 ft 0.3 ft
3.3ft	0.04 fc	1.7 ft 0.6 ft
5.0ft	0.02 fc	2.6 ft 1.0 ft
6.7ft	0.01 fc	3.4 ft 1.3 ft
8.3ft	0.01 fc	4.2 ft 1.6 ft
10.0ft	0.00 fc	5.1 ft 1.9 ft

■ Vert. Spread: 28.7°
■ Horiz. Spread: 11.0°



Due to continuous development and improvements, specifications are subject to change without notice.
Product use certifies agreement to FC Lighting terms and conditions.