

**Date:** \_\_\_\_\_

**Type:** \_\_\_\_\_

**Fixture:** \_\_\_\_\_

**Project:** \_\_\_\_\_

**Approved:**

## FCSL310



**FCSL310** IP65 rated exterior stainless steel large step light with louvered faceplate for masonry applications. Corrosion resistant, die-cast aluminum housing construction, this fixture provides illumination for dry, damp or wet locations.



### SPECIFICATIONS

#### PHYSICAL

<b>dimensions</b>	19.8" W x 5.2" H x 3.3" D
<b>weight</b>	4 lbs
<b>housing</b>	Marine grade, corrosion resistant, heavy walled, high pressure die-cast aluminum
<b>lens</b>	White Opal Glass Lens
<b>mounting</b>	Concrete pour, masonry applications
<b>ingress protection</b>	IP65 : dry, damp or wet locations
<b>faceplate finish</b>	Marine grade 316 stainless steel

#### PERFORMANCE

<b>color temperature</b>	2700K	3000K	3500K	4000K
<b>lumen output</b>	1770 lm			
<b>lumen maintenance</b>	L70 >70,000 hours			
<b>color consistency</b>	3 SDCM / 85 CRI			
<b>operating temperature</b>	-13°F to 104°F (-25°C to 40°C)			
<b>warranty</b>	5-Year limited warranty			

#### ELECTRICAL

<b>input voltage</b>	Universal 120 - 277 VAC
<b>power supply</b>	Integral Class II, electronic high-power factor > 94% @ 120V
<b>certifications</b>	ETL / cETL Listed, ADA Compliant
<b>standards</b>	UL1598/CSA C22.2 No. 250.0; UL 8750/CSA C22.2 No. 250.13/IES LM-79/LM-80
<b>power consumption</b>	34W @ 120 - 277 VAC
<b>dimming</b>	0-10 V (10%)

Due to continuous development and improvements, specifications are subject to change without notice. Product use certifies agreement to FC terms and conditions.



# Ordering Information

## ORDERING INFORMATION

FCSL310					CRI85	17L		SS						
SERIES	VOLTAGE		CCT		CRI		LUMENS		FINISH		OPTIONS			
FCSL310	UNV	120 - 277 VAC	27K	2700K	CRI85	85 CRI		17L	1770 lm (34W)		SS	Stainless Steel	LD	0-10V Dimming (Standard)
	120V	120 VAC	3K	3000K									LBB	Less Back Box (for shipment separate of Back Box)
	277V	277 VAC	35K	3500K										
			4K	4000K										

### BACK BOX KITS

**99004-ETL** Back Box Kit - Complete Back Box shipped in advance of fixture without mounting kit.

### Consult Factory for other options and configurations.

To ensure you receive proper configurations for your lighting specifications, contact us directly about any unique application requirements. This may include but not be limited to lumen output, mounting needs, or electrical requirements.

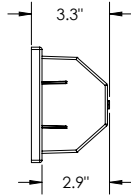

Due to continuous development and improvements, specifications are subject to change without notice. Product use certifies agreement to FC terms and conditions.



## Dimensions

### PRODUCT DIMENSIONS - STANDARD PRODUCT

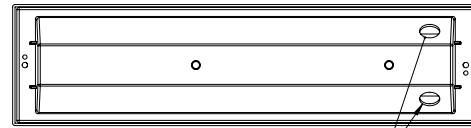
<b>width</b>	19.8" W
<b>height</b>	5.2" H
<b>depth</b>	3.3" D



### MOUNTING - j-box sold by others

<b>back box width</b>	19.4" W
<b>back box height</b>	4.9" H
<b>back box depth</b>	2.9" D

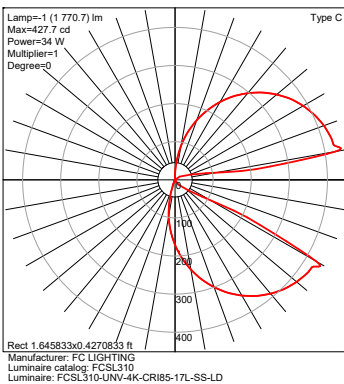
Back box mounts inside brick masonry: faceplate flush to surface or in front of surface. See installation instructions for proper mounting directions.



2X 1/2" Hole Knockouts for electrical connections.

### OPTICAL DISTRIBUTION

<b>lumen output</b>	1770 lm @ 4000K
<b>power consumption</b>	34W



### IES MULTIPLIER

CCT (CRI85)	Multiplier
2700	0.89
3000	0.96
3500	0.97
4000	1.00

Due to continuous development and improvements, specifications are subject to change without notice. Product use certifies agreement to FC terms and conditions.