

FCW3060



Date:

Approved:

Type:

Fixture:

Project:

FCW3060 Exterior Decor is a 14 inch round fixture and is IP65 rated. It's ADA compliant, easy to install and has an impact resistant lens and face options to meet the design requirements of your building. This round face fixture can be ceiling, wall or surface mounted.

SPECIFICATIONS

PHYSICAL

dimensions	14.1" Ø x 5.7" Deep
weight	4 lbs
housing	Marine grade, corrosion resistant, heavy gauge high pressure die-cast aluminum; captive stainless steel tamper resistant hex head socket screws
lens	Impact resistant, UV stabilized, white polycarbonate diffuser
mounting	Masonry applications use four (4) 0.25" x 0.75" screws with lead anchors (fasteners not included, j-box by others)
ingress protection	IP65 Rated. Suitable for wet, damp or dry location application, with extruded silicone gasket to seal out contaminants
finish	Six stage chemical iron phosphate conversion pre-treatment. Polyester powder coat finish, 18 µm Min., 5000hr salt spray test (ASTM B117) compliant with Florida / AAMA 2604 specification.

PERFORMANCE

color temperature	2700K	3000K	3500K	4000K	
lumen output	1200 lm	1500 lm	2600 lm	3800 lm	5000 lm
lifetime	> 70,000 hours / L70 or better				
color consistency	3 SDCM / standard: 85 CRI optional: 90 CRI				
operating temperature	-13°F to 104°F (-25°C to 40°C)				
junction temperature	73°C @ T ^A 25°C				
warranty	5-Year limited warranty (refer to website for details)				

ELECTRICAL

input voltage	Universal 120-277VAC Optional: 347VAC (Integral)
power supply	Integral Class II, electronic high-power factor > 94% @120V
certifications	ETL/cETL Listed, CEC Title 24 JA8 compliant (only 90 CRI complies)
standards	UL 1598 / CSA C22.2 No. 250.0 - Class II / IES LM-79 / LM-80
power consumption	52W @ 120V - 277V (maximum)
dimming	Standard: 0-10V (1%) Optional: ELV (120V only) / DMX (Integral) / DALI (Integral)

Due to continuous development and improvements, specifications are subject to change without notice. FC Lighting reserves the right to change lab test details or specifications without notice. Product use certifies agreement to FC Lighting terms and conditions. FCC Series Cylinder Lights are engineered and produced in our Illinois manufacturing facility.



US Commercial Lighting Manufacturer Since 1982

Specification Sheet



Ordering Information

ORDERING INFORMATION

FCW3060							
SERIES	VOLTAGE	CCT	CRI	LUMENS	FINISH	OPTIONS	
FCW3060	UNV UNV 120V-277V	27K 2700K	CRI85 85 CRI (Standard)	12L 1200 lm (12W)	BKE Black (AAMA 2604)	LD 0-10V Dimming, 1% (Standard)	
	347V 347V (Integral)	3K 3000K	CRI90 90 CRI	15L 1500 lm (15W)	BRE Bronze (AAMA 2604)	ELV* ELV Dimming *(120V Only)	
	120V 120V AC (PE Option)	35K 3500K		26L 2600 lm (26W)	GRE Graphite Grey (AAMA 2604)	DMX DMX Dimming (Remote Only)	
	277V 277V AC (PE Option)	4K 4000K		38L 3800 lm (39W)	SLE Silver (AAMA 2604)	DALI DALI Dimming (Remote Only)	
				50L 5000 lm (52W)	WHE White (AAMA 2604)	TPS Tamper Proof Screws	
					CCE Custom Color (AAMA 2604)	F Fused Line	
						CSM Conduit Surface Mount Box	
						PE120 Photo Eye for 120V (Not w/BBUR)	
						PE277 Photo Eye for 277V (Not w/BBUR)	
						SP20 20kV Surge Protector	
						BBU Battery Backup, Integral	
						SP20-BBU (2) 20kV Surge Protectors (1/LED Driver, 1/BBU) & Battery Backup	

REMOTE DRIVER & BATTERY BACKUP

FCW3060R	UNV						
SERIES	VOLTAGE	CCT	CRI	LUMENS	FINISH	OPTIONS	
FCW3060R [†]	UNV UNV 120V-277V	27K 2700K	CRI85 85 CRI (Standard)	12L 1200 lm (12W)	BKE Black (AAMA 2604)	LD 0-10V Dimming, 1% (Standard)	
		3K 3000K	CRI90 90 CRI	15L 1500 lm (15W)	BRE Bronze (AAMA 2604)	ELV ELV Dimming (120V Only)	
		35K 3500K		26L 2600 lm (26W)	GRE Graphite Grey (AAMA 2604)	DMX DMX Dimming (Remote Only)	
		4K 4000K		38L 3800 lm (39W)	SLE Silver (AAMA 2604)	DALI DALI Dimming (Remote Only)	
				50L 5000 lm (52W)	WHE White (AAMA 2604)	TPS Tamper Proof Screws	
					CCE Custom Color (AAMA 2604)	F Fused Line (For Driver Only)	
						CSM Conduit Surface Mount Box	
						BBUR ¹ Battery Backup Remote (Indoor)	
						SP20-BBUR (2) 20kV Surge Protectors (1/LED Driver, 1/BBUR) & Battery Backup, Remote (Indoor)	
						BBUX ² Battery Backup Remote (Outdoor)	
						SP20-BBUX (2) 20kV Surge Protectors (1/LED Driver, 1/BBU) & Battery Backup, Remote (Outdoor)	
						N/A Leave Blank for Remote Driver Only (without Battery Backup)	

[†] LED DRIVER REMOTE (INDOOR) IP20, IK08, NEMA 1, -20°C to +50°C, 30' MAX Distance with 12AWG.

*Consult factory for outdoor remote driver only.

¹ Battery Back-up & LED Driver Remote (INDOOR), IP20, IK08, NEMA 1, 0°C to +48°C, 30' MAX Distance with 12AWG (w/UNV Option Only)

² Battery Back-up & LED Driver Remote (OUTDOOR), IP67, IK10, NEMA 4X, -20°C to +55°C, 30' MAX Distance with 12AWG (w/UNV Option Only)

Consult Factory for other options and configurations.

To ensure you receive proper configurations for your lighting specifications, contact us directly about any unique application requirements. This may include but not be limited to lumen output, mounting needs, or electrical requirements.

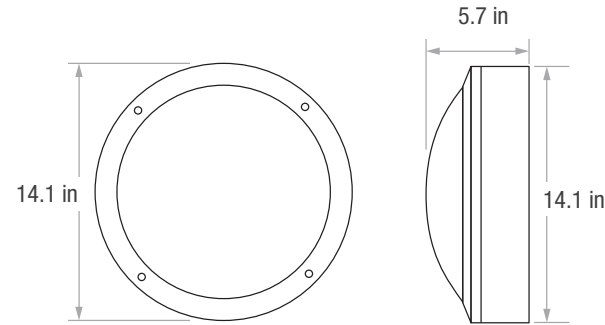
Due to continuous development and improvements, specifications are subject to change without notice. FC Lighting reserves the right to change lab test details or specifications without notice. Product use certifies agreement to FC Lighting terms and conditions. FCC Series Cylinder Lights are engineered and produced in our Illinois manufacturing facility.



Dimensions

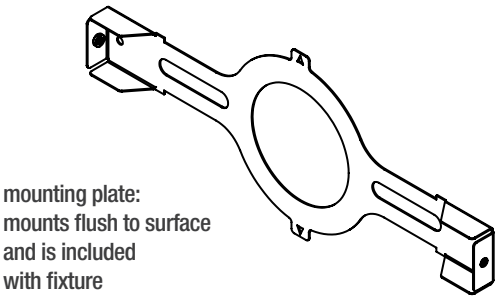
PRODUCT DIMENSIONS - STANDARD PRODUCT

width	14.1" Ø
depth	5.7" D

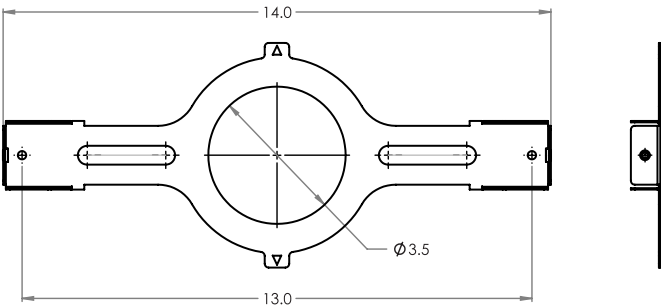


MOUNTING - *j-box sold by others*

mounting plate width	14" W
----------------------	-------



mounting plate:
mounts flush to surface
and is included
with fixture



Due to continuous development and improvements, specifications are subject to change without notice. FC Lighting reserves the right to change lab test details or specifications without notice. Product use certifies agreement to FC Lighting terms and conditions. FCC Series Cylinder Lights are engineered and produced in our Illinois manufacturing facility.



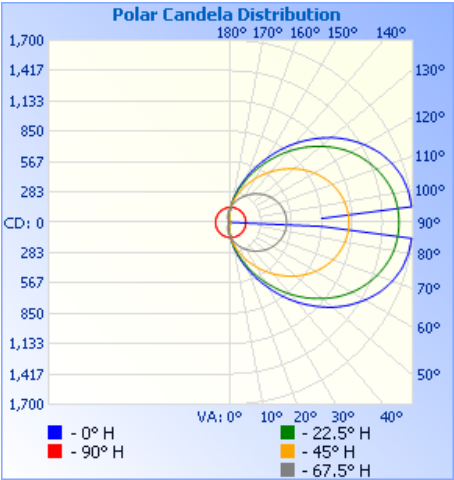
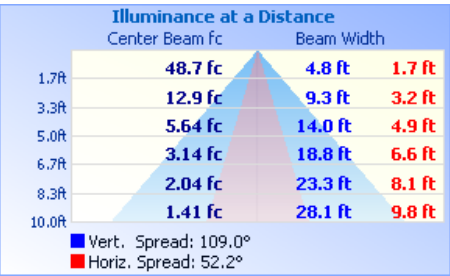
US Commercial Lighting Manufacturer Since 1982



Photometry

OPTICAL DISTRIBUTION


lumen output	5002 lm @ 4000K
power consumption	52W



illuminations testing labroatory : Report #1309

FCW3060

FIND IES FILES ON FCLIGHTING.COM



Due to continuous development and improvements, specifications are subject to change without notice. FC Lighting reserves the right to change lab test details or specifications without notice. Product use certifies agreement to FC Lighting terms and conditions. FCC Series Cylinder Lights are engineered and produced in our Illinois manufacturing facility.



US Commercial Lighting Manufacturer Since 1982

© FC Lighting

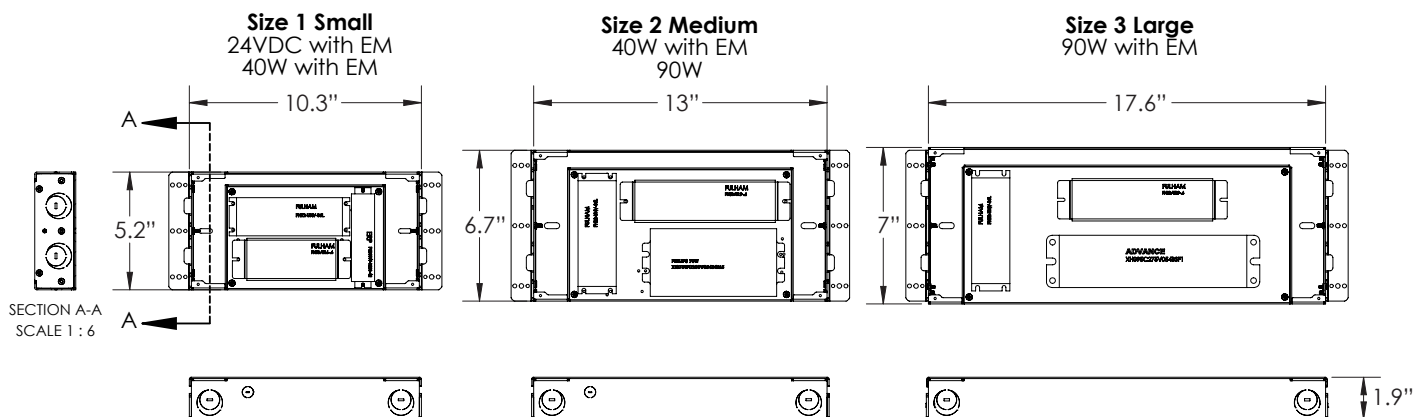
3609 Swenson Ave. • St. Charles, IL • 60174 | fclighting.com | 800.900.1730

Specification Sheet

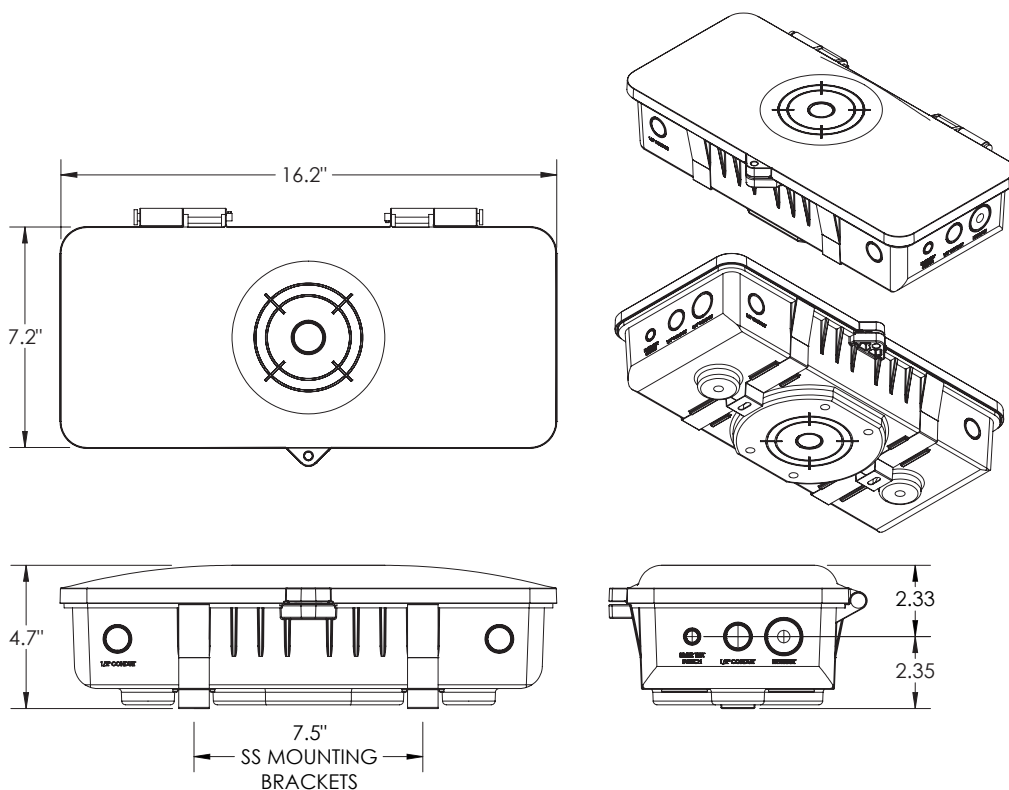
AG-DM-061623

BATTERY BACK-UPS

BBUR - BATTERY BACK-UP & LED DRIVER REMOTE (INDOOR), IP20, IK08, NEMA 1, 0°C to +48°C, 30' MAX Distance with 12AWG (w/UNV Option Only)



BBUX - BATTERY BACK-UP & LED DRIVER REMOTE (OUTDOOR), IP67, IK10, NEMA 4X, -20°C to +55°C, 30' MAX Distance with 12AWG (w/UNV Option Only)



Due to continuous development and improvements, specifications are subject to change without notice. FC Lighting reserves the right to change lab test details or specifications without notice. Product use certifies agreement to FC Lighting terms and conditions. FCC Series Cylinder Lights are engineered and produced in our Illinois manufacturing facility.