



Date: _____
 Type: _____
 Fixture: _____
 Project: _____

Approved: _____

FCC400R Up/Down or Up, Standard Remote Drivers with Battery Backup

4" Round wall mount up/down or up only cylinder outdoor



FEATURES

- Up to 3000 lm, Up to 100 LPW
- Operating Environment -22°F to 122°F (-30°C to 50°C)
- Clear anti-glare tempered glass lens (IK08)
- Multiple color finishes
- 0-10V 1% Dimming (Standard)
- 1.5G Vibration Tested
- 93 CRI with 2 SDCM

PERFORMANCE

Beam Spread: 15° | 25° | 50° | 72° | 90°
CCT Options: 2700K | 3000K | 3500K | 4000K
CRI: 93 CRI
Consistency: 2 SDCM (Fixture to Fixture)
Lumens: 500-3000 lm
Lifetime: > 70,000 hours / L70 or better

PHYSICAL

Mounting: Mounts directly to standard recessed junction box with wall mount or twist-lock canopy. Additional holes allow unit to be attached directly to mounting surface.

Ingress Protection: Continuous silicone gasket to seal out contaminants, IP65 rated for dry, damp or wet locations.

Finish: Six stage chemical iron phosphate conversion pre-treatment. Polyester powder coat finish, 18 µm Min., 5000hr salt spray test (ASTM B117) compliant with Florida / AAMA 2604 specification.

Warranty: 5-Year limited warranty (refer to website for details)

Housing: Heavy-walled, extruded aluminum housing with high pressure die-cast lens ring and cap with stainless steel hardware.

Lens: IK08 impact compliant, clear anti-glare tempered glass

Vibration Resistance: Compliant with 1.5G ANSI C136.31, Seismic rated AC-156

Weight: 8-12 lbs (Depending on Length)

Operating Temperature: -22°F to 122°F (-30°C to 50°C)

ELECTRICAL

Voltage: Universal 120–277V AC standard, 347V optional

Power Supply: Integral Class II, electronic high-power factor >.90, THD < 20%, FCC Title 47 Part 15 Class A.

Power Consumption: Up to 3000 lm @ 35W

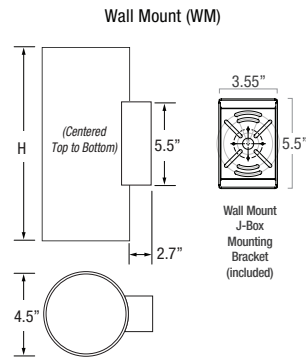
Dimming: Standard: 0-10V, 1% Dimming. Optional: ELV, TRIAC, dim to off, DMX, DALI. Also, Optional 2 Separate Circuits: Individual Control of Power and Dimming for Up/Down Lighting.

Certification: CEC Title 24 - JA8 Compliant (93 CRI Only)

Standards: cETLus Listed, CE, NOM, and RoHS Compliant. Wet location listed for wall or ceiling mount IP65 Ingress protection. 1.5G (ANSI C136.31) Vibration resistance rated. IK08 (IEC6226) Impact resistance rated. IESNA LM79 Photometric testing by NVLAP accredited test lab. IESNA LM80 LED testing by NVLAP accredited test lab. IESNA TM21 Luminaire lumen depreciation projection to >70,000hrs.

PHYSICAL DIMENSIONS

| Fixture | Height (H) |
|----------|--|
| FCC4R10W | 10.95" Height (1 Integral Driver Only) |
| FCC4R12W | 12.95" Height (1 Integral Driver Only) |
| FCC4R14W | 14.95" Height |
| FCC4R16W | 16.95" Height |
| FCC4R18W | 18.95" Height |
| FCC4R20W | 20.95" Height |
| | (All above are Wall Mount Standard) |



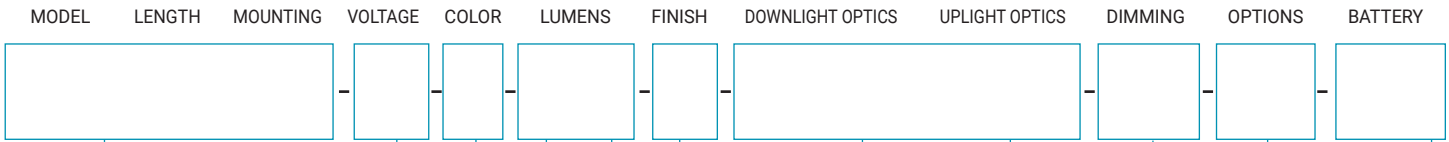
Date: _____
 Type: _____
 Fixture: _____
 Project: _____

Approved: _____

FCC400R Up/Down or Up, Standard Remote Drivers with Battery Backup

PRODUCT CODE

EXAMPLE: FCC4R10W-UNV-927-505L-BKE-D15U15-ET



| MODEL | LENGTH |
|-------------------------------------|--|
| FCC4R10W | 10.95" Height (1 Integral Driver Only) |
| FCC4R12W | 12.95" Height (1 Integral Driver Only) |
| FCC4R14W | 14.95" Height |
| FCC4R16W | 16.95" Height |
| FCC4R18W | 18.95" Height |
| FCC4R20W | 20.95" Height |
| (All above are Wall Mount Standard) | |

LED DRIVER REMOTE (INDOOR)
 IP20, IK08, NEMA 1, -20°C to +50°C,
 30' MAX Distance with 12AWG.
 *Consult factory for outdoor remote driver only.

| VOLTAGE | |
|-------------|---------------------------|
| UNV | Universal 120-277 Volt AC |
| 347V | 347 Volt AC |

| COLOR | |
|------------|---------------|
| 927 | (93CRI) 2700K |
| 930 | (93CRI) 3000K |
| 935 | (93CRI) 3500K |
| 940 | (93CRI) 4000K |

| DOWN LUMENS (nominal) UP LUMENS | | |
|---------------------------------|-----------------|------------|
| NO | No Light Option | |
| 5 | 500 lm | 05L |
| 10 | 1000 lm | 10L |
| 15 | 1500 lm | 15L |
| 20 | 2000 lm | 20L |
| 25 | 2500 lm | 25L |
| 30 | 3000 lm | 30L |

(3000 lm Max total output) (Standard Lumen Output Split 50% Up / 50% Down) (Additional driver needed for unequal output selections)

| FINISH | |
|------------|---------------------------|
| BKE | Black (AAMA 2604) |
| BRE | Bronze (AAMA 2604) |
| GRE | Graphite Grey (AAMA 2604) |
| SLE | Silver (AAMA 2604) |
| WHE | White (AAMA 2604) |
| CCE | Custom Color (AAMA 2604) |

| DOWN LIGHT OPTICS (nominal) | UPLIGHT OPTICS |
|---------------------------------|----------------|
| D15 Spot (15°) (20L Max) | U15 |
| D25 Narrow Flood (25°) | U25 |
| D50 Flood (50°) | U50 |
| D72 Wide Flood (72°) | U72 |
| D90 Flat (90°) | U90 |

| WITH SOFT FIELD LENS (Below) | | |
|----------------------------------|-------------|--|
| D15S Spot (15°) (20L Max) | U15S | |
| D25S Narrow Flood (25°) | U25S | |
| D50S Flood (50°) | U50S | |
| D72S Wide Flood (72°) | U72S | |
| D90S Flat (90°) | U90S | |

| DIMMING | |
|---------------------------------------|--|
| ET | ELV or TRIAC Driver (120V Phase Dimming w/ UNV Driver) (20L-30L Only) |
| LD | 0-10V Dimming, 1% (Standard) |
| ET2 | ELV or TRIAC Drivers (Qty. 2) (120V Phase Dimming w/ UNV Drivers) (20L-30L Only) |
| LD2 | 0-10V Dimming, 1% (Qty. 2) |
| *All drivers listed above are remote. | |

| OPTIONS | |
|-----------|---------------------------|
| CV | Cut-Off Visor (Down Only) |

| BATTERY | |
|-------------|---|
| BBUR | BATTERY BACK-UP & LED DRIVER REMOTE (INDOOR), IP20, IK08, NEMA 1, 0°C to +48°C, 30' MAX Distance with 12AWG (w/UNV Option Only) |
| BBUX | BATTERY BACK-UP & LED DRIVER REMOTE (OUTDOOR), IP67, IK10, NEMA 4X, -20°C to +55°C, 30' MAX Distance with 12AWG (w/UNV Option Only) |
| N/A | (Leave Blank for Remote Driver Only without Battery Backup) |

FCC400R Up/Down or Up, Standard Remote Drivers with Battery Backup

LUMENS nominal

| Model | Watts | 940 |
|-------|------------|---------------|
| FCC4R | 5 W (Min) | 500 lm (Min) |
| | 35 W (Max) | 3000 lm (Max) |

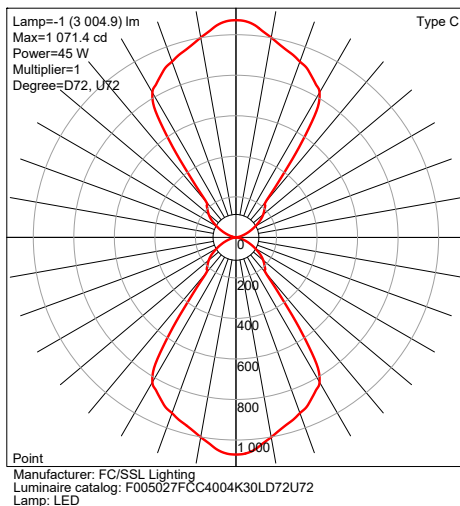
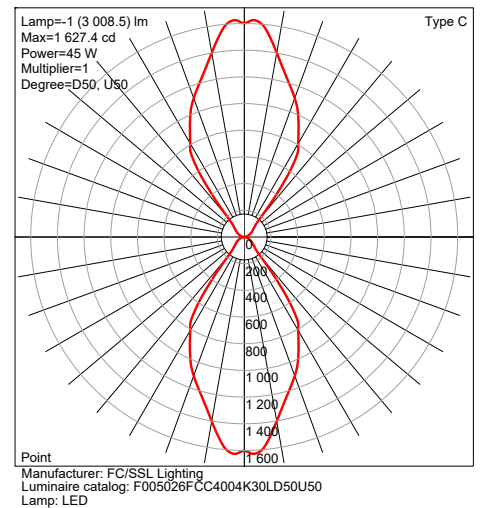
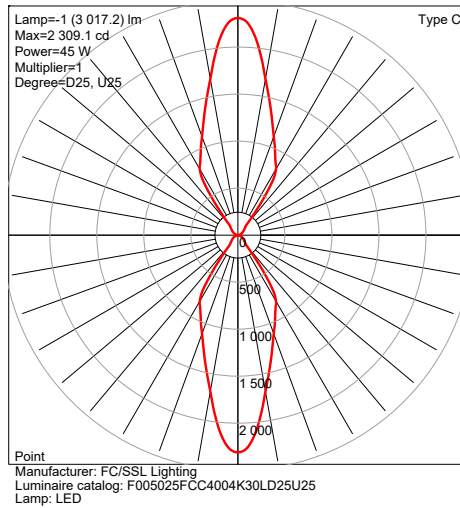
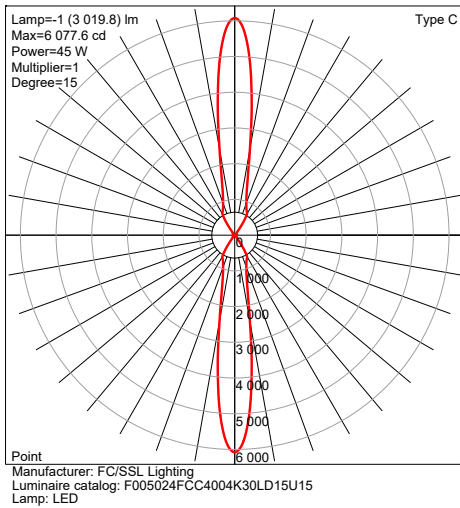
| IES Multiplier | |
|----------------|------------|
| Color | Multiplier |
| 927 | 0.93 |
| 930 | 0.97 |
| 935 | 0.99 |
| 940 | 1.00 |

*83CRI±1.15 Consult factory.

| TRIAC & ELV Approved Dimmer List | |
|----------------------------------|--------------------------|
| Manufacturer | Manufacturer Part Number |
| Lutron | Glyder GLV-600 |
| | Diva DVLV-600P |
| | Diva DV-600P |
| | Diva DVELV-600P(303) |
| | Maestro MALV-600 |
| | Nova T NT-1000 |
| | Nova T NTELV-600 |
| Leviton | Skylark SLV-600P |
| | RadioRA2-10ND |
| | SureSlide 6633 |
| | Illumatech IPE04 |

| 0-10V Approved Dimmer List | |
|----------------------------|--------------------------|
| Manufacturer | Manufacturer Part Number |
| Lutron | Diva DVSTV-XX |
| | Diva DVSTV-453PH-WH1 |
| Leviton | Illumatech 010-IP710-DLZ |

PHOTOMETRICS

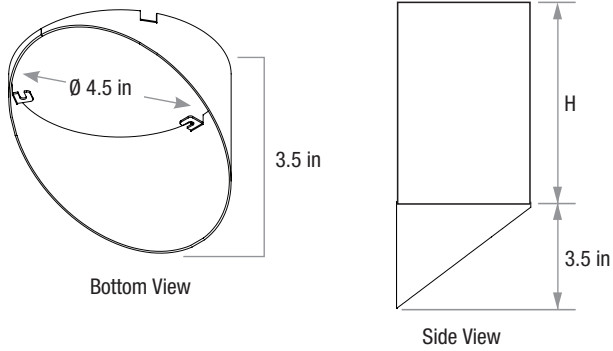


Due to continuous development and improvements, specifications are subject to change without notice. FC Lighting, Inc. reserves the right to change lab test details or specifications without notice. Product use certifies agreement to FC Lighting, Inc. terms and conditions. All stated specifications have a tolerance of +/- 7%.

FCC400R Up/Down or Up, Standard Remote Drivers with Battery Backup

MORE DIMENSIONS

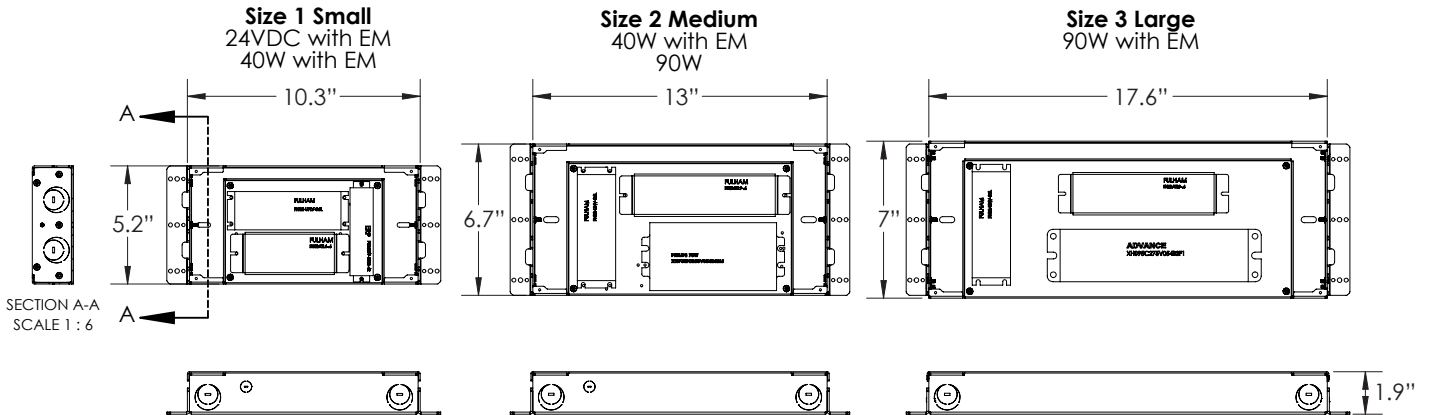
Cutt-Off Visor (CV) (Down Only)



FCC400R Up/Down or Up, Standard Remote Drivers with Battery Backup

BATTERY BACK-UPS

BBUR - BATTERY BACK-UP & LED DRIVER REMOTE (INDOOR), IP20, IK08, NEMA 1, 0°C to +48°C, 30' MAX Distance with 12AWG (w/UNV Option Only)



BBUX - BATTERY BACK-UP & LED DRIVER REMOTE (OUTDOOR), IP67, IK10, NEMA 4X, -20°C to +55°C, 30' MAX Distance with 12AWG (w/UNV Option Only)

