

## FCCSQ600-RGBW Six-Inch Square Cylinder - Wall Mount Up/Down Lighting

### Standard Drivers without Battery Backup



### FEATURES

- Up to 1600 lumens (10° beam angle - ALL ON)
- Individual control of up and down light output
- Clear lens with anti-glare tempered glass (IK09)
- Multiple housing colors
- DMX/RDM controlled

### PERFORMANCE

**Beam Spread:** 10°, 30°, 60°, 80°  
**LED Channels:** RGBW, RGBW-TW  
**Lumen Maintenance:** L70 > 70,000 hours

### PHYSICAL

**Mounting:** Mounts directly to standard recessed junction box with wall mount. Not intended for surface mount conduit j-box applications. Recessed j-box must be flush with finished wall.

**Housing:** Heavy-walled, extruded aluminum housing with high pressure die-cast lens ring and cap with stainless steel hardware.

**Finish:** Available in Black, Bronze, Graphite Grey, Silver, White and Custom Colors. Six stage chemical iron phosphate conversion pre-treatment. Polyester powder coat finish, 18 µm minimum, 5,000 hour salt spray test (ASTM B117) compliant with Florida / AAMA 2604 specification.

**Warranty:** 5-Year limited warranty

**Lens:** IK09 impact compliant, clear anti-glare tempered glass

**Ingress Protection:** Continuous silicone gasket to seal out contaminants, IP65 rated for dry, damp or wet locations. SF option rated IP65 for cover ceiling application only.

**Weight:** 8-12 lbs (Depending on Length)

**Operating Temperature:** -22°F to 122°F (-30°C to 50°C)

### ELECTRICAL

**Voltage:** Universal 120 - 277 VAC

**Power Supply:** Integral Class II, electronic high-power factor >.90 @ 120V

**Power Consumption:** Maximum 63W

**Standards:** cETLus Listed, tested to UL 1598 and UL 8750 standards / UL Class II / IES LM-79 / LM-80

**Vibration Resistance:** 1.5G (ANSI C136.31) rated

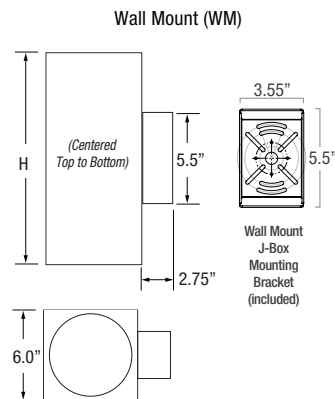
**Impact Resistance:** IK09 (IEC6226) rated

### RGBW TECHNOLOGY



### PHYSICAL DIMENSIONS

Luminaire	Height
FCCSQ616W	16.95" Height
FCCSQ618W	18.95" Height
FCCSQ620W	20.95" Height



## FCCSQ600-RGBW Six-Inch Square Cylinder - Wall Mount Up/Down Lighting

### PRODUCT CODE

EXAMPLE: FCCSQ616W-UNV-RGBW-BKE-D10U10-DMX

MODEL	VOLTAGE	COLOR	FINISH	DOWN OPTICS	UP OPTICS	DIMMING	OPTIONS
	UNV					DMX	

#### MODEL

<b>FCCSQ616W</b>	16.95" Height
<b>FCCSQ618W</b>	18.95" Height
<b>FCCSQ620W</b>	20.95" Height

(All above are Wall Mount Standard)

#### COLOR

<b>RGBW*</b>	RGBW
<b>RGBW-TW</b>	RGBW & Tunable White

\* W = 3K CCT

DOWN OPTICS	(typical)	UP OPTICS
<b>D10</b>	Narrow Spot (10°)	<b>U10</b>
<b>D30</b>	Flood (30°)	<b>U30</b>
<b>D60</b>	Flood (60°)	<b>U60</b>
<b>D80</b>	Wide Flood (80°)	<b>U80</b>

**Note: Optics can be selected independently of orientation**

#### VOLTAGE

<b>UNV</b>	Universal 120 - 277 VAC
------------	-------------------------

#### FINISH

<b>BKE</b>	Black
<b>BRE</b>	Bronze
<b>GRE</b>	Graphite Grey
<b>SLE</b>	Silver
<b>WHE</b>	White
<b>CCE</b>	Custom Color

#### DIMMING

<b>DMX</b>	DMX Dimming/Control (required)
------------	--------------------------------

#### OPTIONS

<b>CV</b>	Cut-Off Visor (Down Only)
-----------	---------------------------

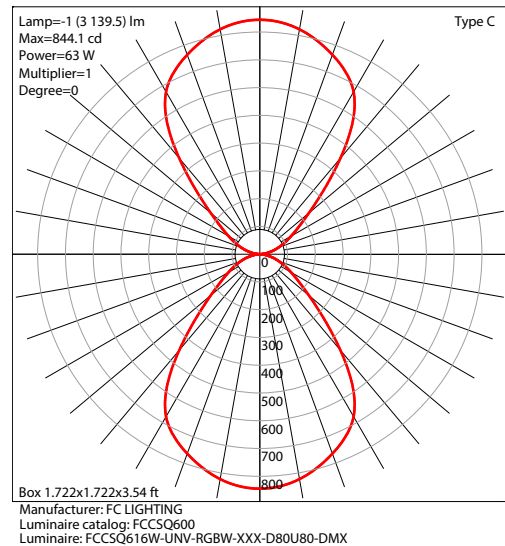
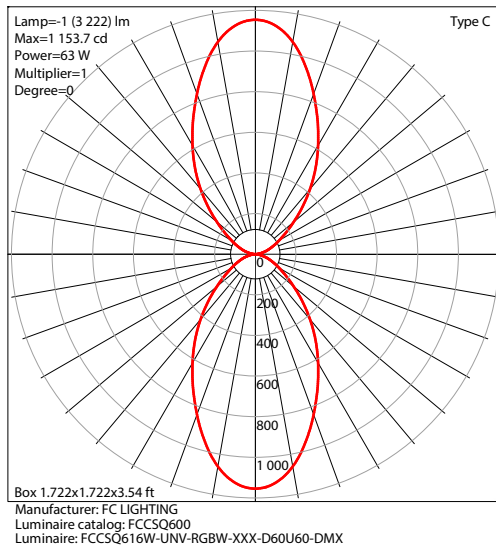
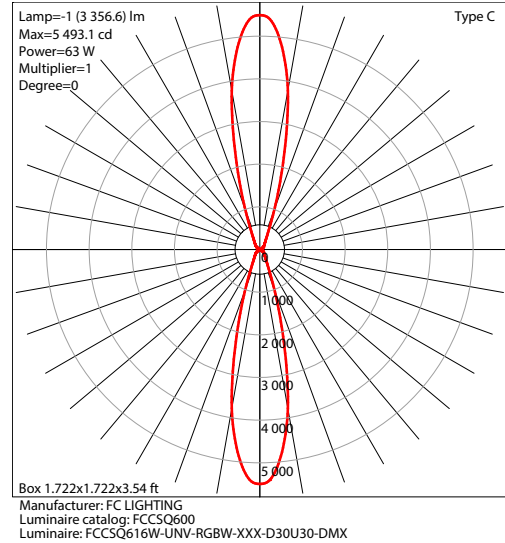
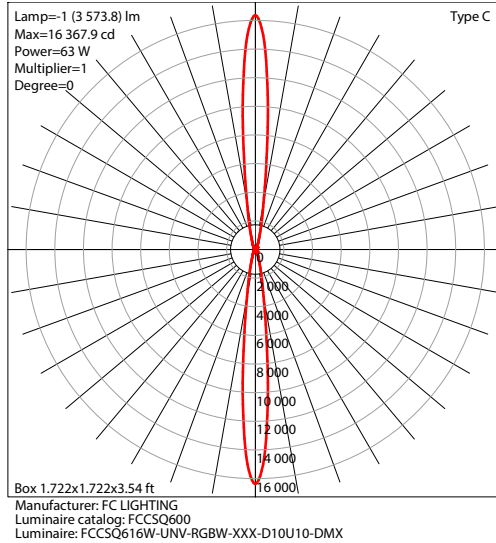
### Cable Accessories (order separately)

**REQUIRED:** Each run requires a Field Installed Data Terminator.

\_\_\_\_\_ **TCAPFIELD** Field Installed Data Terminator (w/ 120 ohm Resistor)

## FCCSQ600-RGBW Six-Inch Square Cylinder - Wall Mount Up/Down Lighting

### PHOTOMETRICS



## FCCSQ600-RGBW Six-Inch Square Cylinder - Wall Mount Up/Down Lighting

### TECHNOLOGY



#### ColourQuick

##### RAPID-MIX COLOR

- Instantaneous Color Mixing – Within 1 inch
- Shortest Distance in Industry for Blending Colors
- 4-in-1 RGBW LED designed to SSL Specifications

ColourLine RGBW luminaires provide the quickest color mixing in the industry. The SSL ColourQuick technology enables our ColourLine Linear Indoor Cove and Graze, as well as, our Outdoor Floods to color-mix almost instantly, within one inch.



#### ColourClone

##### TRU-COLOR RGBW MATCHING

- Robotic Calibration of every luminaire provides 1-Step consistency
- Every luminaire has same X, Y color coordinates
- Perfect match for add-ons and replacements

As part of our manufacturing process, SSL Automated Manufacturing Robots calibrate every luminaire to the exact same X,Y color coordinates to provide Step-1 like consistency. This process enables every luminaire to be an exact clone. At the end of the process, a bar code is generated for every board. This allows for exact matching for job add-ons or warranty replacements.



#### ColourSoft

##### SMOOTH LOW-TRIM DIMMING

- Flicker-Free Color Transitions and Dimming
- 16-bit performance (65,536 steps) using only 8-bit addressing
- SSL Engineered Custom Software and Firmware

Standard dimming technology uses 8-bit resolution for 256 individual steps. Our 32-bit on-board MCU uses SSL developed software to provide 16-bit resolution that allows 65,536 steps of resolution and only use 8-bits of addressing space! We also use a logarithmic delineation of the resolution to concentrate in the lower third of the dimming curve so the low-end dimming and color transitions have zero flicker.



#### ColourMode

##### RGBW AND TUNABLE WHITE IN ONE

- SSL Designed Firmware uses 6 DMX Channels
- RGBW and Tunable White (2-Step, > 90 CRI) in One Luminaire
- 5 Distinct Luminaire Personalities for Maximum Flexibility

SSL uses Digital Dual Mode (DDM) technology to provide RGBW and Tunable White in one luminaire! SSL firmware is designed to use 6 DMX channels in the DDM Personality Mode. Maximum Mood Enhancement is available to use for any type of environment. Channels 1-4 are reserved for RGBW. Channels 5-6 are used for White color tuning. Channel 5 controls intensity, channel 6 controls White color.

### Scalable

- Full DMX, RDM control capability with latest industry standards
- A wide variety of DMX protocol controls and system accessories
- SSL has many RGBW products utilizing the ColourLine Technology
- Multiple personality settings to enhance RGBW & Tunable White
- Control 1000's of DMX channels with multiple universes & zones
- Powerful luminaires with super optics for long-throw applications
- SSL provides turnkey design and technical integration support

## FCCSQ600-RGBW Six-Inch Square Cylinder - Wall Mount Up/Down Lighting

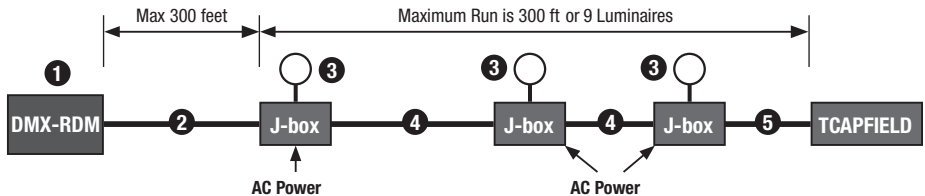
### WIRING CONFIGURATIONS

#### SINGLE SEGMENT CONFIGURATION EXAMPLES

##### STANDARD CONFIGURATION

- 1) DMX-RDM Controller
- 2) DMX Data Cable **DXC-xx** or **CD-xx** (CSC only)
- 3) RGBW Cylinder (with standard 5-Pin cord whip)
- 4) Controller Data Cables/DMX Cables are exterior rated (by others). (Belden 3105A or equivalent) CD-XX cables have male XLR at one end.
- 5) TCAPFIELD (must be installed at the last luminaire in the run)

**AC Power** - Supplied by others in various methods; to each luminaire separately, in separate conduits, or in the same conduit (Cables with same voltage rating).



### CONTROL COMPONENTS

(Indicate the quantity needed for each item.)

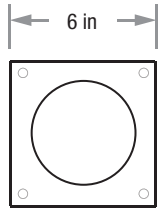
- |  |  |
|--|--|
| _____ <b>PHAROS TPS-5-B</b> 5" Designer Touch Panel Station                                | _____ <b>DE3BK(WH)</b> Nicolaudio STICK DE-3 Black or White Wall Mount Controller w/color dial |
| _____ <b>PHAROS XPC1</b> Expert Controller; 512 channels of eDMX/DMX                       | _____ <b>CW4-WH</b> Nicolaudio STICK White Touch Screen with Internal WiFi                     |
| _____ <b>PHAROS XPC2</b> Expert Controller; 1024 channels of eDMX/DMX                      | _____ <b>GA2WH(BK)</b> Nicolaudio STICK-GA2 White or Black Wall Mount Controller               |
| _____ <b>PHAROS XPT-5-B</b> Expert Touch Panel; 5" Display in Black                        | _____ <b>DXC-25</b> 25 foot DMX cable  |
| _____ <b>PHAROS TPC-BB</b> Touch Panel Controller - Black on Black (512 Channels EDMX)     | _____ <b>DXC-50</b> 50 foot DMX cable  |
| _____ <b>PHAROS EXT</b> Extension for TPC Connectivity                                     | _____ <b>DXC-100</b> 100 foot DMX cable  |
| _____ <b>PHAROS LPC1</b> Lighting Playback Controller 1 (512 channels DMX/eDMX)            | _____ <b>CD-10</b> 10 foot controller data cable (for CSC only)                                |
| _____ <b>PHAROS LPC2</b> Lighting Playback Controller 2 (1,024 channels DMX/eDMX)          | _____ <b>CD-25</b> 25 foot controller data cable (for CSC only)                                |
| _____ <b>PDX2</b> Power Data Wiring Box (exterior rated)                                   | _____ <b>CD-50</b> 50 foot controller data cable (for CSC only)                                |
| _____ <b>PDX-RDS2</b> Power Data Wiring Box w/2-port splitter                              | _____ <b>CD-100</b> 100 foot controller data cable (for CSC only)                              |
| _____ <b>PDX-RDS4</b> Power Data Wiring Box w/4-port splitter                              | _____ <b>MV 5900</b> Multiverse Show Baby DMX Wireless Bridge (Indoor)                         |
| _____ <b>SCSC-2WH (2BK)</b> White or Black Wall Mount ColourSelect Controller (2 universe) | _____ <b>7400-5707M</b> Show DMX Vero DMX Wireless Bridge (Exterior)                           |
| _____ <b>CSC-E</b> ColourSelect Controller (2 universe)                                    | _____ <b>NICOLAUDIE DINA</b>   |

Controller Data Cables/DMX Cables listed are exterior rated cables.  
(Belden 3105A or equivalent) CD-XX cables have male XLR at one end.

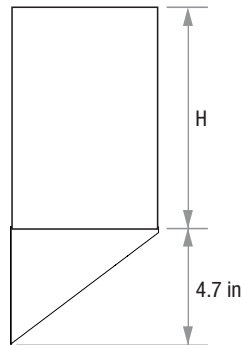
## FCCSQ600-RGBW Six-Inch Square Cylinder - Wall Mount Up/Down Lighting

### OPTIONS

#### Cut-Off Visor (CV)



Bottom View



Side View