

FCF1106

Exterior 6" Flood, Architectural Facade, and Landscape Luminaire



FEATURES

- Up to 3200 lumens
- Wide range mounting options
- Many optical accessories
- Tempered glass lens
- IP66 rated
- 1.5G Vibration resistance
- 93 CRI with 2 SDCM

PERFORMANCE

- Beam Spread:** 10°, 15°, 25°, 40°, 60°, 120°
CCT Options: 2700K, 3000K, 3500K, 4000K, 5000K, Red, Green, Blue
CRI: 93 CRI
Consistency: 2 SDCM (Luminaire to Luminaire)
Lumens: 3200 lumens @ 4000K typical
Lumen Maintenance: L70 > 70,000 hours

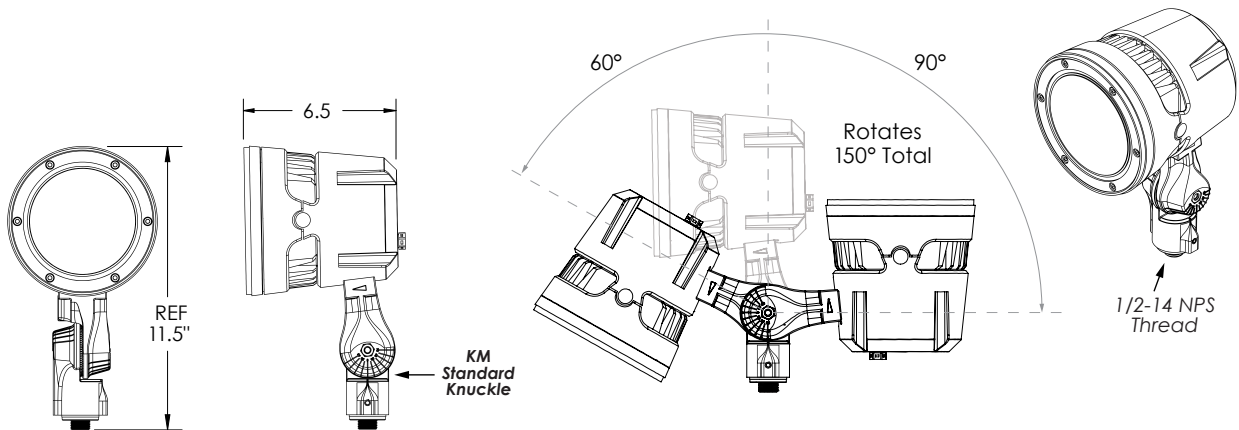
PHYSICAL

- Mounting:** Standard mounting is 1/2" - 14 NPS and includes adjustments for 150° vertical rotation and 360° horizontal rotation.
- Housing:** Marine grade, corrosion resistant, low copper, solid die-cast aluminum, captive stainless steel fasteners.
- Finish:** Available in Black, Bronze, Graphite Grey, Silver, White and Custom Colors. Six stage chemical iron phosphate conversion pre-treatment. Polyester powder coat finish, 18 µm minimum, 5,000 hour salt spray test (ASTM B117) compliant with Florida / AAMA 2604 specification.
- Warranty:** 5-Year limited warranty
- Lens:** Anti-reflective-clear, tempered glass w/silicone gasketing - IK07 Impact Rating
- Ingress Protection:** Dry, damp or wet locations IP66 rated
- Weight:** 7.3 lbs
- Ambient Operating Temp:** -22°F to 122°F (-30°C to 50°C)

ELECTRICAL

- Voltage:** Universal 120 - 277 VAC
- Power Supply:** Integral Class II, electronic high-power factor >.90 @ 120V
- Power Consumption:** Up to 36W @ 120V
- Dimming:** 0-10V Dimming
- Standards:** cETLus Listed, CE, NOM, tested to UL 1598 and UL 8750 standards / UL-Class I / IES LM-79 / LM-80.

PHYSICAL DIMENSIONS

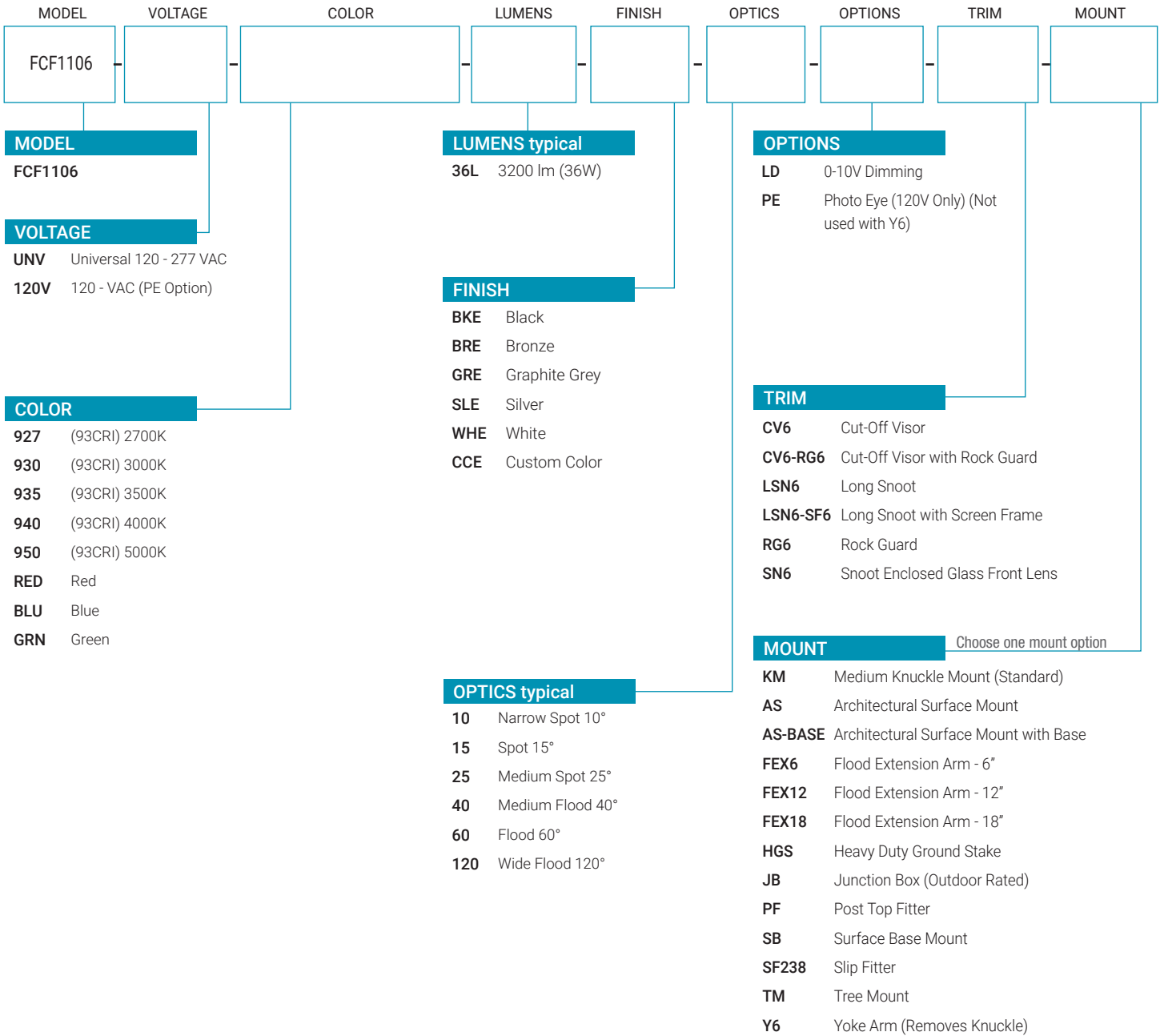


Date:	Approved:
Type:	
Luminaire:	
Project:	

FCF1106

PRODUCT CODE

EXAMPLE: FCF1106-UNV-927-36L-BKE-10-LD-CV6-KM



Note: Must specify mount as part of catalog number. Mounts may not be convertible from one to another without rework at the factory.

FCF1106

LUMENS

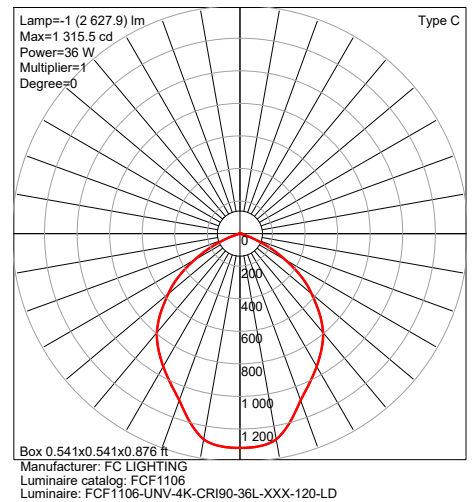
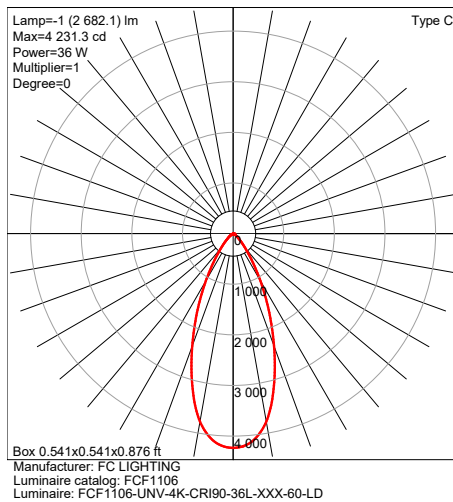
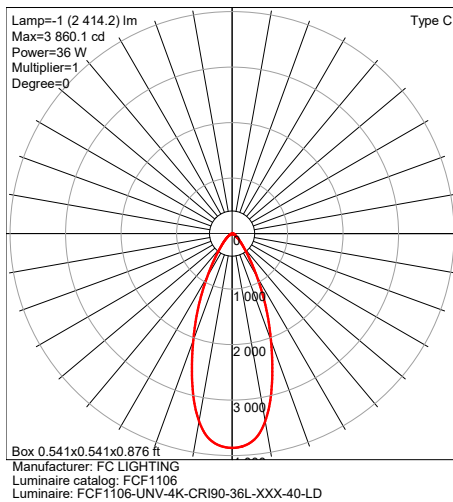
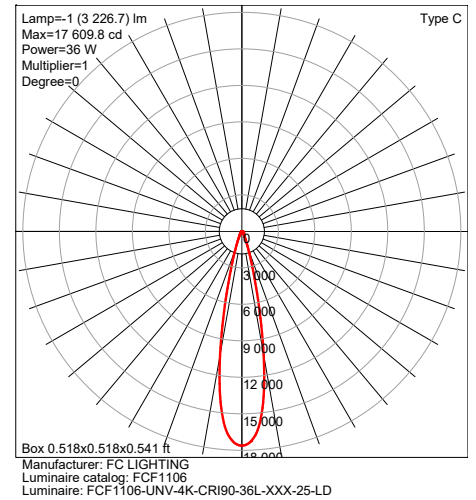
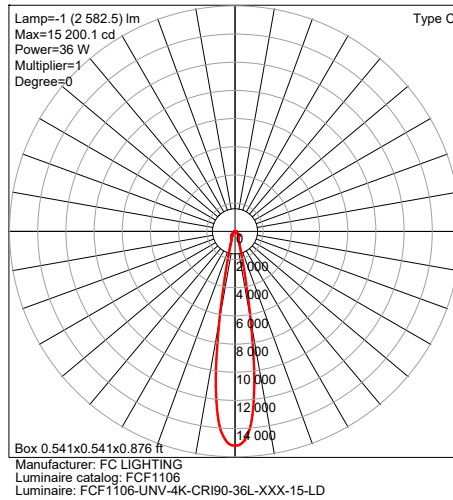
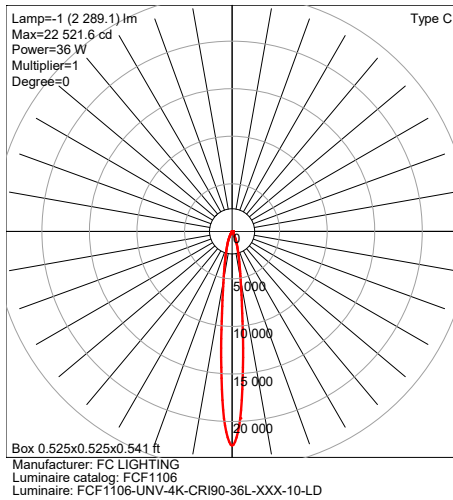
Model	Watts	4K
FCF1106	36W	3200 lm

IES Multiplier	
Color	Multiplier
927	0.83
930	0.91
935	0.91
940	1.00

*83CRI≤1.15 Consult factory.
*R,G,B Consult factory.

0-10V Approved Dimmer List	
Manufacturer	Manufacturer Part Number
Lutron	Diva DVSTV-XX
	Diva DVSTV-453PH-WH1
Leviton	illumatech 010-IP710-DLZ

PHOTOMETRICS

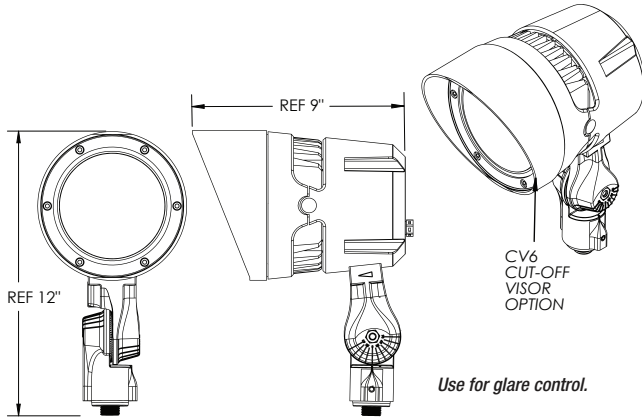


Due to continuous development and improvements, specifications are subject to change without notice.
Product use certifies agreement to FC Lighting terms and conditions.

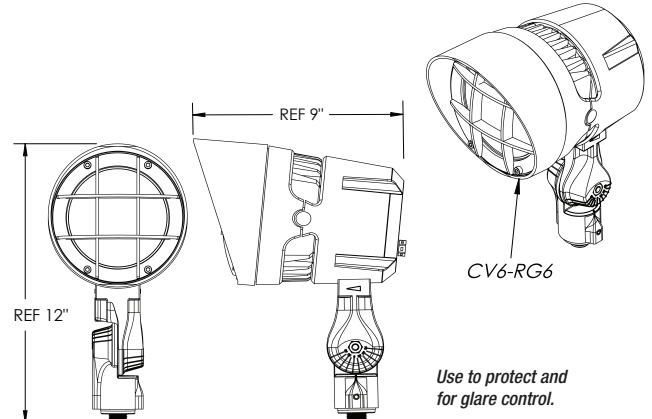
FCF1106

TRIM

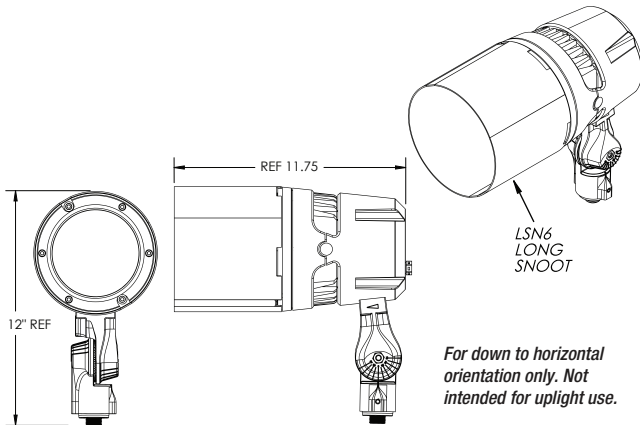
CV6 Cut-Off Visor



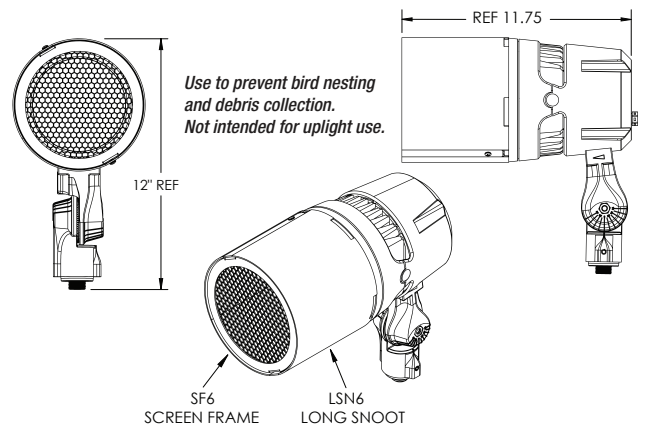
CV6-RG6 Cut-Off Visor with Rock Guard



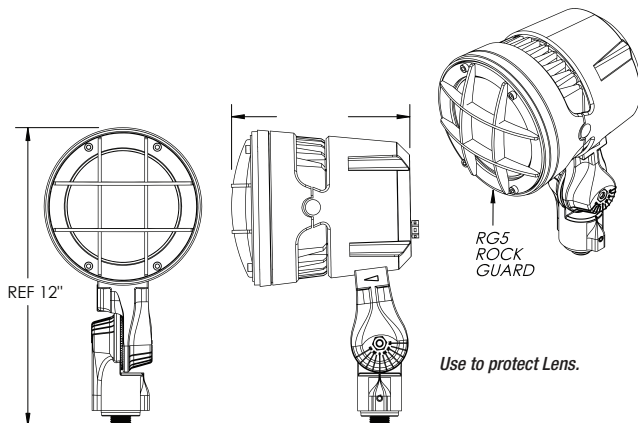
LSN6 Long Snoot



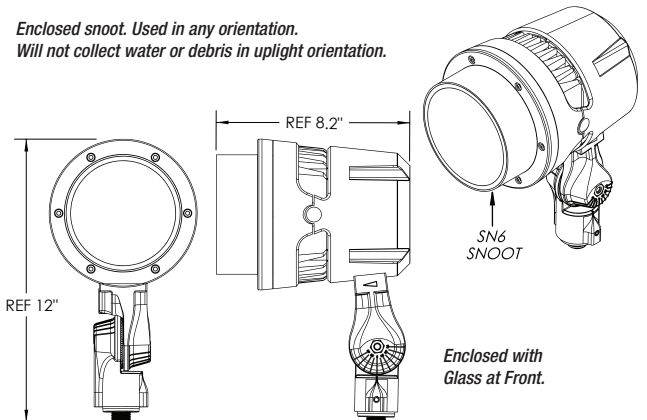
LSN6-SF6 Long Snoot with Screen Frame



RG6 Rock Guard



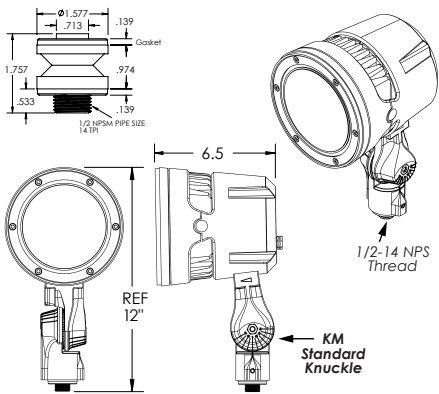
SN6 Snoot Enclosed Glass Front Lens



FCF1106

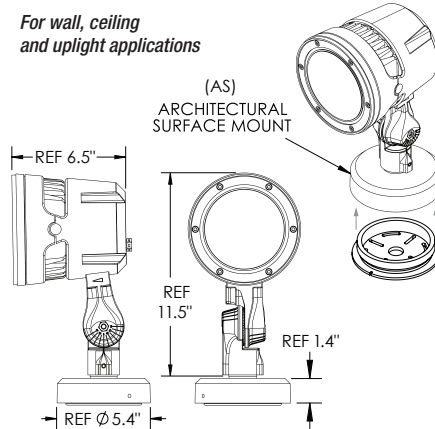
MOUNTING ACCESSORIES Please pick one of the below for mounting.

KM Knuckle Mount (Standard)

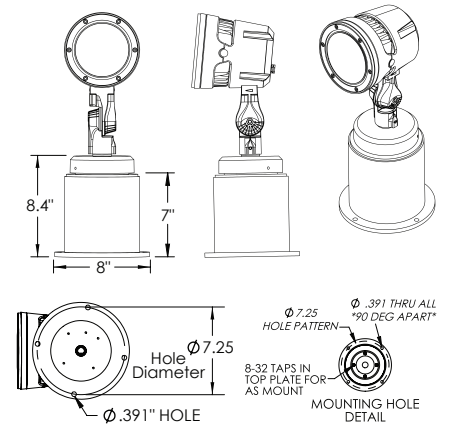


AS Architectural Surface Mount

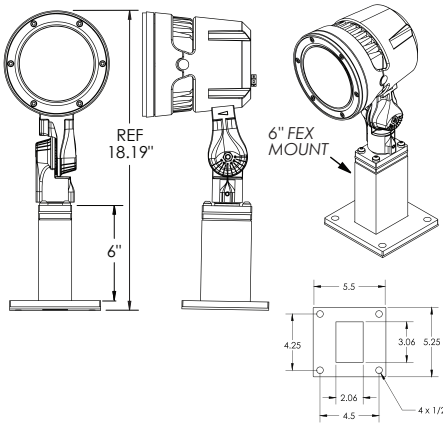
For wall, ceiling and uplight applications



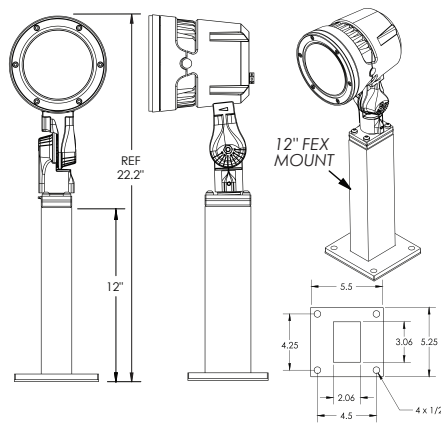
AS-BASE Architectural Surface Mount with Base



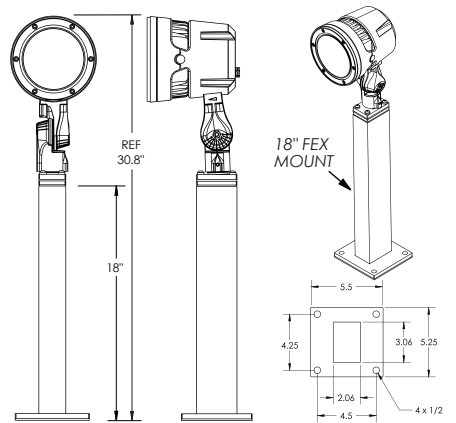
FEX6 Flood Extension Arm - 6"



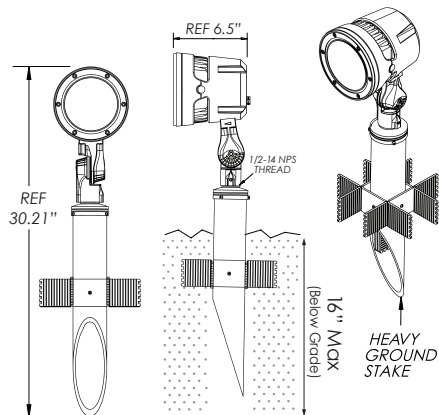
FEX12 Flood Extension Arm - 12"



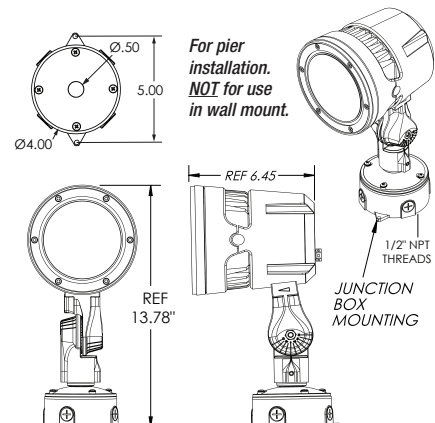
FEX18 Flood Extension Arm - 18"



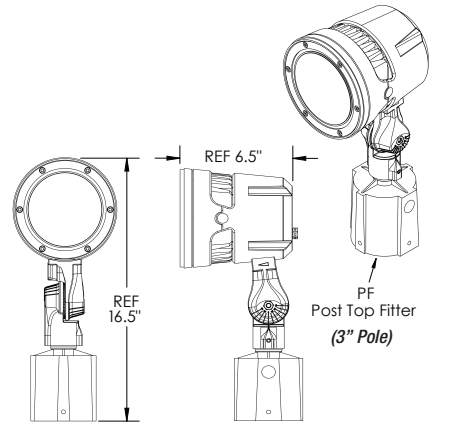
HGS Heavy Duty Ground Stake



JB Junction Box (Outdoor Rated)



PF Post Top Fitter

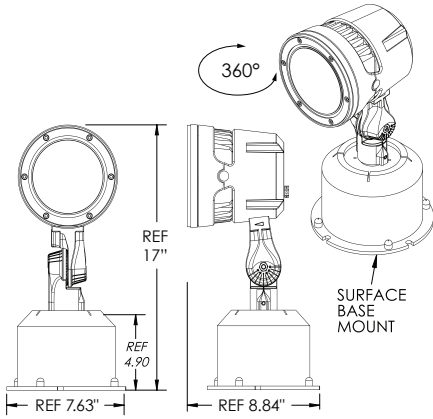


Due to continuous development and improvements, specifications are subject to change without notice. Product use certifies agreement to FC Lighting terms and conditions.

FCF1106

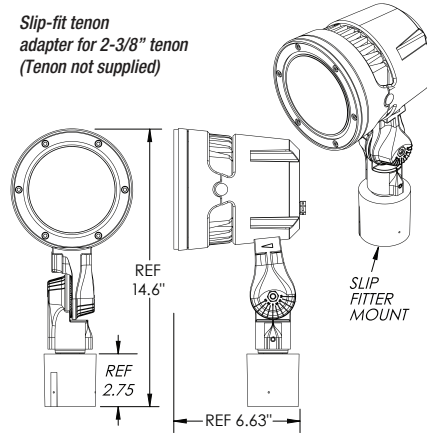
MOUNTING ACCESSORIES

SB Surface Base Mount



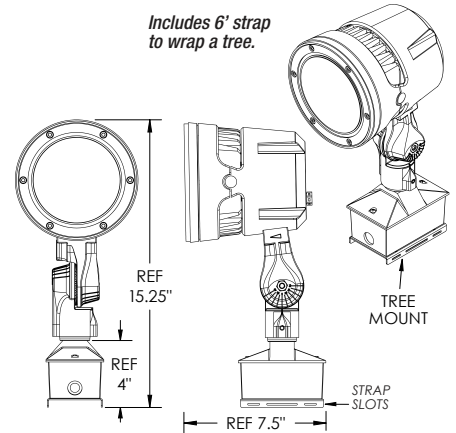
SF238 Slip Fitter

Slip-fit tenon adapter for 2-3/8" tenon (Tenon not supplied)



TM Tree Mount

Includes 6" strap to wrap a tree.



Y6 Yoke Arm (Removes Knuckle)

