

FCSL1016

120V ONLY



Date:	Approved:
Type:	
Luminaire:	
Project:	

FCSL1016 Long lasting outdoor motion sensor LED step light with Photocell sensor auto on/off dusk to dawn and PIR motion sensor integrated in faceplate. The motion sensor detects movement up to 8 feet away. This low-profile step light mounts directly to a single-gang j-box. It has a forward throw light pattern with a wide distribution for greater safety and efficiency.

SPECIFICATIONS

PHYSICAL	
dimensions	2.75" W x 3" H x 1.5" Deep
weight	0.5 lbs
housing	Marine grade, corrosion resistant, heavy walled, die-cast aluminum
lens	White impact resistant lens
mounting	Mounts directly to single-gang J-Box with minimum inside dimension, 4"H X 2"W X 1.75"D. Works in both Horizontal Orientation.
ingress protection	IP65: dry, damp or wet locations (see installation instructions)
faceplate finish	Available in Black, Bronze, Graphite Grey, Silver, White and Custom Colors. Six stage chemical iron phosphate conversion pre-treatment. Polyester powder coat finish, 18 µm minimum, 5,000 hour salt spray test (ASTM B117) compliant with Florida / AAMA 2604 specification.

PERFORMANCE	
color temperature	3000K (<i>*Minimum order volume required for other CCT's, consult factory for details.</i>)
lumen output	80 lm
lumen maintenance	L70 > 70,000 hours
color consistency	3 SDCM / 90 CRI
operating temperature	-40°F to 104°F (-40°C to 40°C)
warranty	5-Year limited warranty

ELECTRICAL	
input voltage	120 VAC only
power supply	Integral Direct 120 VAC Supply, 3 Watts, 0.03 Amps
standards	ETL / cETL, IC Rated
power consumption	2.2W (80 lm)
dimming	Not Dimmable
PE and PIR sensors	Standard: Light automatically turns on when surrounding lights are turned off or at dusk. The light remains on only for 1 minute, after 1 minute the motion sensor overrides the light switching on/off until dawn or if surrounding lights are turned back on. Instant on/off, dusk to dawn (1.8fc sensitivity) <i>*Consult factory for adjusted vacancy time, minimum order volume required.</i>

Due to continuous development and improvements, specifications are subject to change without notice. FC Lighting reserves the right to change lab test details or specifications without notice. Product use certifies agreement to FC terms and conditions.



Ordering Information

PART NUMBER

Example: FCSL1016-120V-3K-CRI90-08L-WHI-PE+PIR

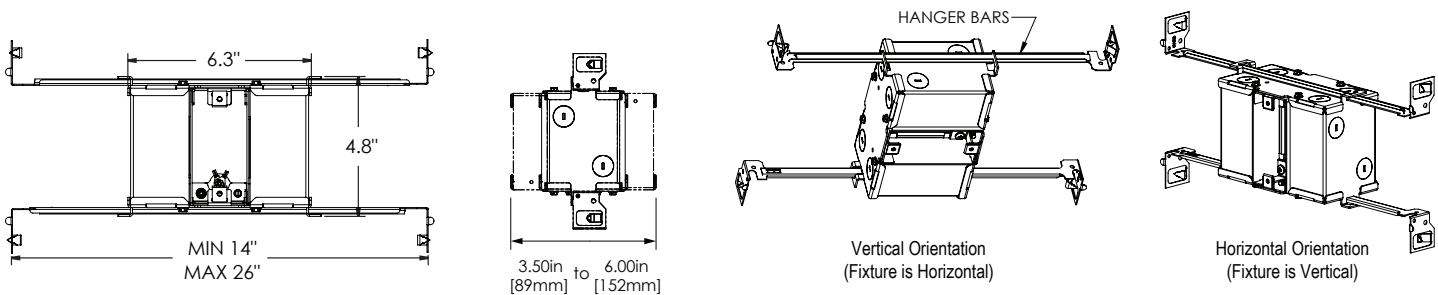
FCSL1016	120V	3K	CRI90	08L		PE+PIR
SERIES	VOLTAGE	CCT	CRI	LUMENS	FINISH	INCLUDED
FCSL1016	120V 120V only	3K 3000K <i>* Minimum order qty. for other CCT's, consult factory.</i>	CRI90 90 CRI	08L 80 lm (2.2W)	BKI Black Interior BRI Bronze Interior SLI Silver Interior WHI White Interior CCI Custom Color Interior BKE Black Exterior BRE Bronze Exterior GRE Graphite Grey Exterior SLE Silver Exterior WHE White Exterior CCE Custom Color Exterior	PE+PIR Photo Eye Sensor and Passive Infrared Motion Sensor (required)

JUNCTION BOX OPTIONS Indicate quantities on lines below.

- _____ **JBTW** Junction Box Thru-Wall - Double-sided, adjustable junction box. Functions in both vertical and horizontal orientations. Requires compatible conduit adapters below*
- _____ **JBC-3/8** 3/8 Conduit Adapter - Sized for 3/8 trade size conduits and 0.44-0.61 OD Armored Cable (AC, MC) , 3/8 knockout
- _____ **JBC-1/2** 1/2 Conduit Adapter - Sized for 1/2 trade size conduits and 0.71-0.91 OD Armored Cable (AC, MC) , 1/2 knockout

*Conduit adapters sold separately. Please order JBC-3/8 or JBC-1/2 based on your conduit size needs. 2 pcs required for thru-wiring, 1 pc required for end of run

JUNCTION BOX THRU-WALL (JBTW) DIMENSIONS - WORKS IN BOTH VERTICAL & HORIZONTAL ORIENTATIONS



Consult Factory for other options and configurations.

To ensure you receive proper configurations for your lighting specifications, contact us directly about any unique application requirements. This may include but not be limited to lumen output, mounting needs, or electrical requirements.

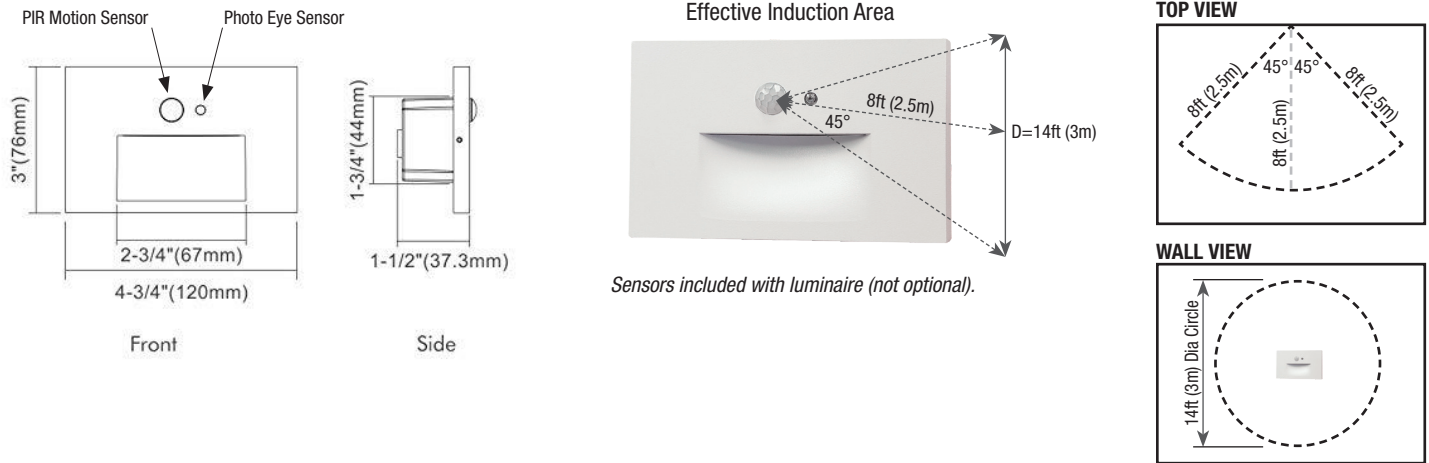
Due to continuous development and improvements, specifications are subject to change without notice. FC Lighting reserves the right to change lab test details or specifications without notice. Product use certifies agreement to FC terms and conditions.

 US Commercial Lighting Manufacturer Since 1982



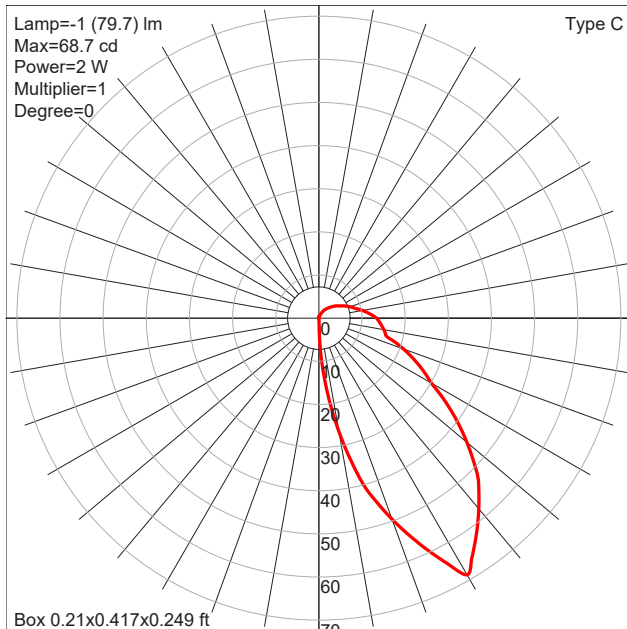
Dimensions & Photometry

PRODUCT DIMENSIONS



PHOTOMETRY

FCSL1016 3000K 80 lumens



Box 0.21x0.417x0.249 ft
 Manufacturer: FC Lighting
 Luminaire catalog: FCSL1016-120V-3K-CRI90-08L-WH-PE+PIR (F006166)

Due to continuous development and improvements, specifications are subject to change without notice. FC Lighting reserves the right to change lab test details or specifications without notice. Product use certifies agreement to FC terms and conditions.