


Date:	Approved:
Type:	
Luminaire:	
Project:	

FCW3263



FCW3263 Exterior Decor luminaire is the largest die-cast aluminum 15-inch diamond faced luminaire and is IP65 rated. This ADA compliant, easy to install luminaire has an impact resistant lens that provides ample lighting for a variety of ceiling, wall or surface applications and is available in three face options to complete the design specification that best suits your project.



SPECIFICATIONS

PHYSICAL

dimensions	10.6" Square (15" point to point) x 5.7" Deep
weight	3.5 lbs
housing	Marine grade, corrosion resistant, heavy gauge high pressure die-cast aluminum; captive stainless steel tamper resistant hex head socket screws
lens	Impact and vandal resistant, UV stabilized, white opal, polycarbonate
mounting	Ceiling, wall or surface mount applications: mounting holes allow unit to be attached directly to octagonal junction box
ingress protection	IP65 Rated. Suitable for wet, damp or dry location application, with extruded silicone gasket to seal out contaminants
finish	Available in Black, Bronze, Graphite Grey, Silver, White and Custom Colors. Six stage chemical iron phosphate conversion pre-treatment. Polyester powder coat finish, 18 µm minimum, 5,000 hour salt spray test (ASTM B117) compliant with Florida / AAMA 2604 specification.


PERFORMANCE

color temperature	2700K, 3000K, 3500K, 4000K, 5000K
lumen output	1130 lm, 1700 lm, 2500 lm, 3000 lm
lumen maintenance	L70 > 70,000 hours
color consistency	3 SDCM / Standard: 85 CRI, Optional: 90 CRI
operating temperature	-13°F to 104°F (-25°C to 40°C)
warranty	5-Year limited warranty

ELECTRICAL

input voltage	Universal 120 - 277 VAC, Optional: 347 VAC (Integral)
power supply	Integral Class II, electronic high-power factor > 94% @ 120V
certifications	ETL/cETL Listed, CEC Title 24 JA8 compliant (only 90CRI complies), ADA Compliant
standards	UL 1598 / CSA C22.2 No. 250.0; UL 8750 / CSA C22.2 No. 250.13; Class II / IES LM-79 / LM-80
power consumption	41W @ 120 - 277 VAC (maximum)
dimming	Standard: 0-10V (1%), Optional: ELV (120V Only) / DMX (Integral) / DALI (Integral)

Due to continuous development and improvements, specifications are subject to change without notice. FC Lighting reserves the right to change lab test details or specifications without notice. Product use certifies agreement to FC Lighting terms and conditions. FCC Series Cylinder Lights are engineered and produced in our Illinois manufacturing facility.



Ordering Information

ORDERING INFORMATION

FCW3263														
SERIES	VOLTAGE	CCT	CRI	LUMENS	FINISH	OPTIONS								
FCW3263	UNV	120 - 277 VAC	27K	2700K	CRI85	85 CRI (Standard)	11L	1130 lm (16W)	BKE	Black	LD	0-10V Dimming (1%)		
	120V	120 VAC	3K	3000K	CRI90	90 CRI	17L	1700 lm (24W)	BRE	Bronze	ELV*	ELV Dimming* (120V Only)		
	347V	347 VAC (Remote)	35K	3500K			25L	2500 lm (36W)	GRE	Graphite Grey				
			4K	4000K			30L	3000 lm (41W)	SLE	Silver				
			5K	5000K					WHE	White				
								CCE	Custom Color					

REMOTE DRIVER & BATTERY BACKUP

FCW3263R	UNV													
SERIES	VOLTAGE	CCT	CRI	LUMENS	FINISH	OPTIONS								
FCW3263R [†]	UNV	120 - 277 VAC	27K	2700K	CRI85	85 CRI (Standard)	11L	1130 lm (16W)	BKE	Black	LD	0-10V Dimming (10%)		
			3K	3000K	CRI90	90 CRI	17L	1700 lm (24W)	BRE	Bronze	DMX	DMX Dimming (Remote Only)		
			35K	3500K			25L	2500 lm (36W)	GRE	Graphite Grey	DALI	DALI Dimming (Remote Only)		
			4K	4000K			30L	3000 lm (41W)	SLE	Silver	BBUR ¹	Battery Backup Remote (Indoor)		
			5K	5000K					WHE	White	BBUX ²	Battery Backup Remote (Outdoor)		
								CCE	Custom Color	N/A	Leave Blank for Remote Driver Only (without Battery Backup)			


[†] LED DRIVER REMOTE (INDOOR) IP20, IK08, NEMA 1, -20°C to +50°C, 30' MAX Distance with 12AWG.

*Consult factory for outdoor remote driver only.

¹ Battery Back-up & LED Driver Remote (INDOOR), IP20, IK08, NEMA 1, 0°C to +48°C, 30' MAX Distance with 12AWG (w/UNV Option Only)

² Battery Back-up & LED Driver Remote (OUTDOOR), IP67, IK10, NEMA 4X, -20°C to +55°C, 30' MAX Distance with 12AWG (w/UNV Option Only)

Due to continuous development and improvements, specifications are subject to change without notice. FC Lighting reserves the right to change lab test details or specifications without notice. Product use certifies agreement to FC Lighting terms and conditions. FCC Series Cylinder Lights are engineered and produced in our Illinois manufacturing facility.



Dimensions

PRODUCT DIMENSIONS - STANDARD PRODUCT		MOUNTING - <i>j-box sold by others</i>	
height (point to point)	15" W	mounting plate width	10.5" W
width (sq)	10.6" W	10.5 inch mounting plate: mounts flush to surface, included with luminaire.	
depth	5.7" D		

15 in

10.6 in

5.7 in


3.5" Ø

2.75" Ø

10.5 in

3.5" or 2.75" mounting diameter


Due to continuous development and improvements, specifications are subject to change without notice. FC Lighting reserves the right to change lab test details or specifications without notice. Product use certifies agreement to FC Lighting terms and conditions. FCC Series Cylinder Lights are engineered and produced in our Illinois manufacturing facility.



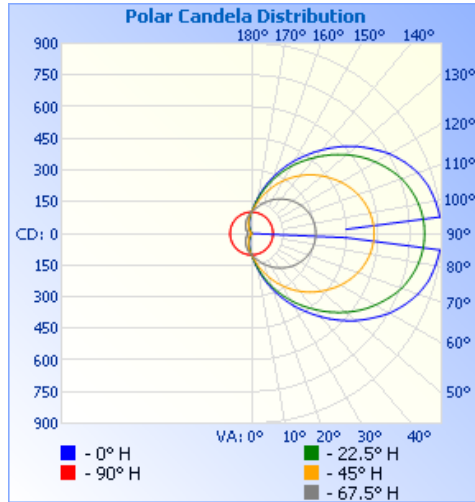
Photometry

OPTICAL DISTRIBUTION

lumen output	3000 lm @ 4000K
power consumption	41W




illuminations testing laboratory :



COLOR	MULTIPLIER
80 CRI - 2700K CCT	0.89
80 CRI - 3000K CCT	0.96
80 CRI - 3500K CCT	0.96
80 CRI - 4000K CCT	1.00
80 CRI - 5000K CCT	1.00
90 CRI - 2700K CCT	0.70
90 CRI - 3000K CCT	0.70
90 CRI - 3500K CCT	0.78
90 CRI - 4000K CCT	0.78
90 CRI - 5000K CCT	0.78

FCW3263 FIND IES FILES ON FCLIGHTING.COM



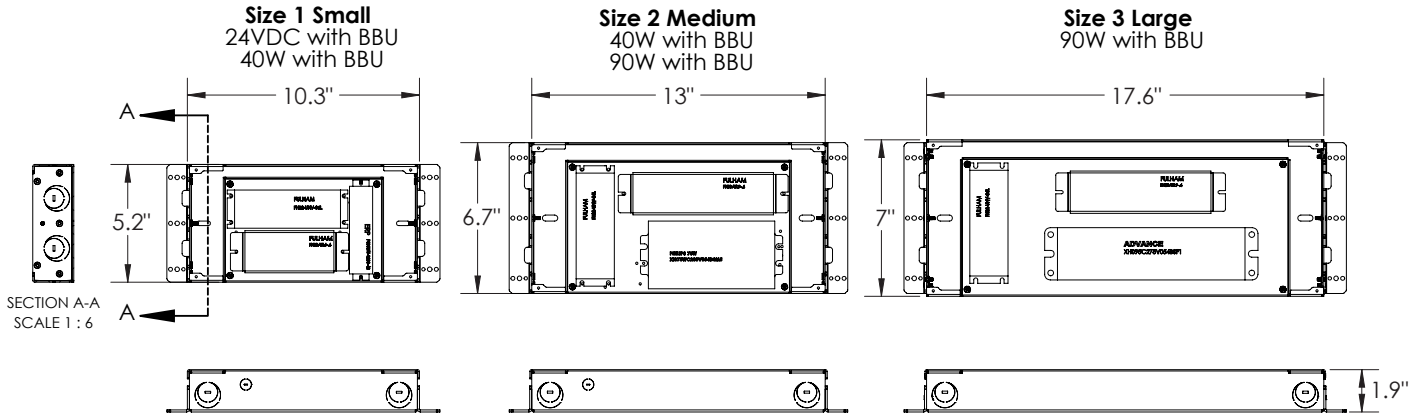
Due to continuous development and improvements, specifications are subject to change without notice. FC Lighting reserves the right to change lab test details or specifications without notice. Product use certifies agreement to FC Lighting terms and conditions. FCC Series Cylinder Lights are engineered and produced in our Illinois manufacturing facility.

US Commercial Lighting Manufacturer Since 1982

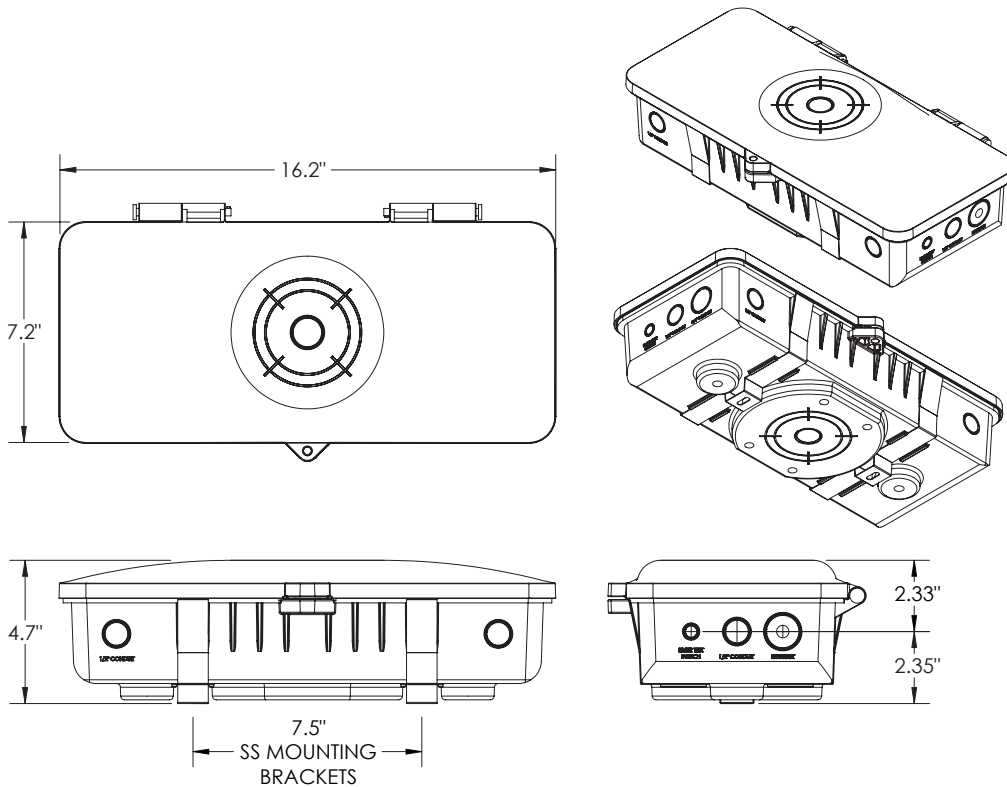
Specification Sheet

BATTERY BACK-UPS

BBUR - BATTERY BACK-UP & LED DRIVER REMOTE (INDOOR), IP20, IK08, NEMA 1, 0°C to +48°C, 30' MAX Distance with 12AWG (w/UNV Option Only)



BBUX - BATTERY BACK-UP & LED DRIVER REMOTE (OUTDOOR), IP67, IK10, NEMA 4X, -20°C to +55°C, 30' MAX Distance with 12AWG (w/UNV Option Only)



Due to continuous development and improvements, specifications are subject to change without notice. FC Lighting reserves the right to change lab test details or specifications without notice. Product use certifies agreement to FC Lighting terms and conditions. FCC Series Cylinder Lights are engineered and produced in our Illinois manufacturing facility.